

Public Document Pack

Penallta House,
Tredomen Park,
Ystrad Mynach,
Hengoed CF82 7PG

Ty Penallta,
Parc Tredomen,
Ystrad Mynach,
Hengoed CF82 7PG



www.caerphilly.gov.uk
www.caerffili.gov.uk

For all enquiries relating to this agenda please contact Rebecca Barrett
(Tel: 01443 864245 Email: barrerm@caerphilly.gov.uk)

Date: 24th June 2015

Dear Sir/Madam,

A meeting of the **Regeneration and Environment Scrutiny Committee** will be held in the **Sirhowy Room, Penallta House, Tredomen, Ystrad Mynach** on **Tuesday, 30th June, 2015** at **5.30 pm** to consider the matters contained in the following agenda.

Yours faithfully,

A handwritten signature in blue ink that reads 'Chris Burns'.

Chris Burns
INTERIM CHIEF EXECUTIVE

A G E N D A

	Pages
1 To receive apologies for absence.	
2 Declarations of Interest Councillors and Officers are reminded of their personal responsibility to declare any personal and/or prejudicial interest(s) in respect of any item of business on this agenda in accordance with the Local Government Act 2000, the Council's Constitution and the Code of Conduct for both Councillors and Officers.	
To approve and sign the following minutes: -	
3 Regeneration and Environment Scrutiny Committee Minutes - 19th May 2015 (minute nos. 1 - 14).	1 - 8

A greener place Man gwyrdach

Correspondence may be in any language or format | Gallwch ohebu mewn unrhyw iaith neu fformat



- 4 Consideration of any matter referred to this Committee in accordance with the call-in procedure.
- 5 To receive a verbal report by the Cabinet Member(s).
- 6 To receive and consider the following Cabinet reports*: -
1. Proposed Park and Ride for Ystrad Mynach Rail Station – 20th May 2015;
 2. Maintenance of Community Schemes Funding 2015/16 – 17th June 2015;
 3. Review of Existing Outdoor Recreation and Leisure Facilities – 17th June 2015;
 4. Capital Region/City Deal – 17th June 2015.

** If a member of the Scrutiny Committee wishes for any of the above Cabinet reports to be brought forward for review at the meeting please contact Rebecca Barrett, 01443 864245, by 10.00 a.m. on Monday, 29th June 2015.*

To receive and consider the following Scrutiny reports:-

- | | | |
|----|--|---------|
| 7 | Secondary School Rugby Provision within Caerphilly County Borough. | 9 - 16 |
| 8 | Apportionment of Highway Maintenance Budget 2015/2016. | 17 - 48 |
| 9 | Civic Amenity/Household Waste Recycling Centre Review – Review of the effects of policies and procedures linked to Medium Term Financial Plan Savings. | 49 - 54 |
| 10 | Improvement Objective No. 4 - Improve awareness, access, variety and use of leisure, community and sporting facilities. | 55 - 64 |
| 11 | To record any requests for an item to be included on the next available agenda. | |

To receive and note the following information items*:-

- | | | |
|----|---|---------|
| 12 | Revenue Budget 2015/2016 Environment Directorate. | 65 - 84 |
| 13 | Caerphilly Local Access Forum Minutes - 13th March 2015. | 85 - 90 |
| 14 | Ystrad Mynach Town Centre Management Group Minutes - 7th April 2015. | 91 - 94 |
| 15 | Summary of Members' Attendance - Quarter 4 - 1st January 2015 to 14th May 2015. | 95 - 98 |

** If a member of the Scrutiny Committee wishes for any of the above Information Items to be brought forward for review at the meeting please contact Rebecca Barrett, 01443 864245, by 10.00 am on Monday, 29th June 2015.*

Circulation:

Councillors M.A. Adams, Mrs E.M. Aldworth (Vice Chair), J. Bevan, Mrs A. Blackman, C.J. Cuss, D.T. Davies (Chair), N. Dix, C. Elsbury, R.W. Gough, Ms J.G. Jones, S. Kent, Ms P. Leonard, M.J. Prew, Mrs D. Price, A. Rees and Mrs E. Stenner

And Appropriate Officers

This page is intentionally left blank



REGENERATION AND ENVIRONMENT SCRUTINY COMMITTEE

MINUTES OF THE MEETING HELD AT PENALLTA HOUSE, YSTRAD MYNACH ON TUESDAY, 19TH MAY 2015 AT 5.30 P.M.

PRESENT:

Councillor D.T. Davies - Chair
Councillor Mrs E.M. Aldworth - Vice-Chair

Councillors:

M. Adams, J. Bevan, C.J. Cuss, N. Dix, C. Elsbury, R.W. Gough, S. Kent, M.J. Prew, A. Rees

Cabinet Members:

N. George (Community and Leisure Services), K. James (Regeneration, Planning and Sustainable Development), D.V. Poole (Housing), T.J. Williams (Highways, Transportation and Engineering)

Together with:

P. Elliott (Head of Regeneration and Planning), A. Bolter (Group Manager - Strategy, Funding and Support), K. Kinsey (Acting Engineering Projects Group Manager), L. Lane (Solicitor), I. Raymond (Performance Management Officer), P. Rossiter (Energy and Water Officer), C. Forbes-Thompson (Scrutiny Research Officer) and R. Barrett (Committee Services Officer)

1. CHAIR'S ANNOUNCEMENT

The Chair opened the meeting and in welcoming Members to the first Regeneration and Environment Scrutiny Committee meeting of the new financial year, referred to the challenges and pressures that lay ahead in respect of the Medium Term Financial Plan.

2. BEREAVEMENT – COUNCILLOR RAY DAVIES

The Chair acknowledged the sad news that Councillor Ray Davies had recently passed away following a short period of illness, and referenced the warm tributes paid to the late Member in the previous week at the Annual Meeting of Council.

3. WELCOME – NEW MEMBER

The Chair welcomed Councillor Mike Adams to his first meeting of the Regeneration and Environment Scrutiny Committee. It was noted that Councillor Adams had previously been a Member of the former Living Environment Scrutiny Committee and he informed Members that he was pleased to be returning to this area of Scrutiny.

4. NEW CABINET MEMBER – COMMUNITY AND LEISURE SERVICES

It was noted that Councillor Dave Poole, the outgoing Cabinet Member for Community and Leisure Services had recently been appointed to the post of Deputy Leader and Cabinet Member for Housing. The Chair extended best wishes to Councillor Poole and requested that Members' appreciation for his contribution to the Scrutiny Committee be placed on record.

Councillor Nigel George was also in attendance, having subsequently being appointed as the new Cabinet Member for Community and Leisure Services following Councillor Poole's change in portfolio. Councillor George was congratulated on his appointment and welcomed to the Scrutiny Committee.

5. APOLOGIES FOR ABSENCE

Apologies for absence were received from Councillors Mrs A. Blackman, Ms J.G. Jones, Mrs P. Leonard, Mrs D. Price and Mrs E. Stenner.

6. DECLARATIONS OF INTEREST

There were no declarations of interest received at the commencement or during the course of the meeting.

7. MINUTES – 31ST MARCH 2015

RESOLVED that the minutes of the Regeneration and Environment Scrutiny Committee meeting held on 31st March 2015 (minute nos. 1 – 11) be approved as a correct record and signed by the Chair.

8. CALL-IN PROCEDURE

There had been no matters referred to the Scrutiny Committee in accordance with the call-in procedure.

9. REPORT OF THE CABINET MEMBERS

The Scrutiny Committee received reports from Cabinet Members K. James, T.J. Williams and D.V. Poole.

Councillor K. James, Cabinet Member for Regeneration and Planning, advised Members that a busy programme of major summer events had recently begun, including the Caerphilly Food Festival which was held on 9th May and the Urrd Eisteddfod 2015, which would be taking place between 25th - 29th May 2015. Other forthcoming events include the Caerphilly 10K and the Blackwood Beach Party in June, the Risca Summer Festival and Big Cheese in July, together with the Kings Fayre, Caerphilly Motoring Festival and the Welsh Model Show "A World in Miniature" at Llancaiach Fawr.

Members were updated on Phase 3 of the Newbridge Regeneration Scheme. Contractors have been appointed to deliver the Public Realm Enhancement Scheme and Riverside Walk projects, and both works are progressing well, with completion anticipated in mid-June 2015. Nine local businesses have also been supported through the Building Improvement Grant scheme, with over £230,000 of grant aid allocated.

The Cabinet Member was thanked for his presentation and discussion of the report ensued. A query was raised regarding the impact of the improvement works in Newbridge and the impact of a recent fire in the town on local businesses. The Cabinet Member explained that contrary to beliefs and concerns raised by Members, a recent footfall study had indicated that visits had actually increased during the improvement works. Regarding the recent fire that had destroyed a building in the town, the Cabinet Member explained that there were hopes to rebuild the affected area but that this was outside the remit of the Authority in that the building was privately owned. The Cabinet Member also responded to a query relating to timescales for the allocation and spending of Building Improvement Grants funding.

Councillor T.J. Williams, Cabinet Member for Highways, Transportation and Engineering, advised Members of recent improvements carried out by the Engineering Projects Group. The 2016/16 carriageway surface dressing programme commenced on 29th April 2015 and is anticipated to be completed within three weeks (weather permitting). Also taking place is the 2015/16 carriageway micro asphalt programme which is due to be completed by 19th June 2015.

Members were informed that the Highways Operations Group has recently undertaken a trial with a permanent coldlay product used to fill potholes. The trial will be reviewed at six and twelve months to determine its effectiveness before a decision is made on its viability. Anticipated benefits to the scheme include efficiency savings from reduced waiting time at quarries and improved logistics, and health and safety improvements due to zero exposure to hot materials. Additional economic and safety benefits will be determined post-trial assessment.

In regards to the Transportation Engineering Group, the Pwllpant roundabout project has reached tender stage. It is anticipated that the scheme will commence in the late summer/autumn and could go on for 12 months, and every effort is being made to being made to minimise disruption during this time.

The Cabinet Member was thanked for his report and discussion ensued. Members raised complaints from local residents about being given insufficient notice to remove their cars prior to potholes being filled in. The Cabinet Member asked that details of the affected areas be passed to him so that he could investigate the matter further.

A query was raised regarding the Velocity Patcher that had been referred to at the previous Scrutiny Committee meeting and Officers advised that this was due to arrive within the next two months. Members noted that the Authority had hired one several years ago and commented on its efficiency.

Reference was made to the repainting of road signage/patterns following resurfacing works. The Cabinet Member explained that these would be reinstated as soon as possible following the required works and cited areas where these had already been repainted.

Councillor D.V. Poole presented his last report in his capacity as Cabinet Member for Community and Leisure Services. He informed Members that the Authority has now been delivering its residual waste to the Project Gwyrdd plant for a number of months, with the commissioning of the plant now settled and delivery streams fairly constant. Since September 2014 approximately 16,500 tonnes of waste have been delivered to the plant, which represents some 20% of the whole 5-authority partnership input for this period. Members were advised that the partnership input is as predicted and therefore does not cause any issues in terms of the guaranteed minimum tonnage agreed within the contract.

Members were also updated in respect of recent work carried out by the Sports Development Team. To achieve Sports Wales' aspirations, Sports Development are aiming and working towards developing wider, more appealing offers of community sport through both formal and informal recreational opportunities to engage children, young people and adults of all abilities. Changes to the approach in delivering community sport in Caerphilly have seen a focus on increasing participation, tackling inequalities and contributing to wider societal issues by ensuring strong sporting pathways exist throughout Caerphilly County Borough that involve a variety of partners to work towards a common good, which links into the regional sporting collaboration effort across an Active Gwent agenda.

The Cabinet Member cited a recent example of the impact of this work at a FAB Friday project in Caerphilly, where police anti-social behaviour statistics for the first three months of this year indicated a drop of 36% in February and a further 36% in March when compared to this time last year. A further sporting example was a Sports Caerphilly-organised primary schools netball competition, the aim of which was to give the local primary schools the chance to take part in netball and extra curricular activity within their local communities. The finals were held at Blackwood Comprehensive School on 30th April 2015, with the top two schools (Ysgol Cwm Derwen and Maesycymmer) representing Caerphilly in the All Wales Primary School Netball Championship Finals on Monday 18th May at Ebbw Vale Sports Centre.

The Cabinet Member was thanked for his report and the Chair invited questions from the Committee. A Member asked for confirmation of the overall result of the netball competition final and the Cabinet Member advised that he was awaiting news of the result.

A Member queried the future plans for Cefn Fforest Leisure Centre and the Cabinet Member referred to the Council's Leisure Strategy. He explained that the plan centralised on four leisure centres within the county borough and that there was a need to review facilities as some sites were coming to the end of their viable life and would involve considerable costs to restore them to a modern standard. He referred to the use of partnership strategies, explaining the potential for some sites to become multi-purpose facilities (incorporating such uses as community schemes, GPs and pharmacies) and emphasised the need for community involvement in such instances.

In respect of the above, the Chair referred Members to the Review of Existing Outdoor Recreation and Leisure Facilities that had been presented to Members at the previous Scrutiny Committee meeting.

10. CABINET REPORTS

None of the Cabinet reports listed on the agenda had been called forward for discussion at the meeting.

REPORTS OF OFFICERS

Consideration was given to the following reports.

11. MONMOUTHSHIRE AND BRECON CANAL ACTION PLAN

Pauline Elliott, Head of Regeneration and Planning, together with Antony Bolter, Group Manager, Strategy, Funding and Support, presented the final draft version of the Monmouthshire and Brecon Canal – Crumlin Arm Action Plan to the Group.

This Action Plan was drafted following a request from Members of the Monmouthshire and Brecon Canal Crumlin Arm Working Group, so that the future direction of investment and activities relating to the Canal could be considered. The draft Action Plan was considered and endorsed by Member of the Canal Group at their meeting on 26th February 2015 and was subsequently considered and endorsed by the Corporate Management Team in March 2015.

The Action Plan sets out the history of investment, maintenance and development of the Canal as a local asset, and also describes a list of potential actions and activities that could develop it further over the years ahead. It was explained that the actions were not prioritised but can be used flexibly depending on the availability of funding. For example, the Canal forms part of ongoing work to develop a regional European Regional Development Funding (ERDF) proposal based on tourism and urban priorities. The final draft version of the Action Plan was appended to the report.

Discussion of the report ensued and a number of queries were raised in relation to funding opportunities. Officers confirmed that in addition to the ERDF bid, there was also the potential for other funding sources to arise, such as Heritage Lottery funding, together with other smaller pots of funding. Officers referenced the Risca Town Centre Action Plan and explained that if development in this area was successful, there could be an opportunity to allocate part of the funding towards Canal enhancements in the Risca area.

Reference was made to the several authorities through which the Canal flowed and budget cuts currently being experienced by each authority, and a Member queried the feasibility of enhancing the Canal in such times of austerity. The Member also queried the possibility of passing Canal improvements over to be undertaken by the private sector. Officers reiterated the positive effects of Canal development on local tourism and explained that whilst not a priority for the Authority, the Action Plan had been developed in anticipation of future funding becoming available. Officers also referenced private developers involved in the regeneration of Risca Town Centre and confirmed that they would look at the feasibility of approaching them in regards to Canal enhancements.

Members commented on the positive effects of the Canal in relation to tourism and local businesses, and also referenced the positive impact that flooding improvement works and available water sources could have on the local environment.

Following a request from the Chair, Officers agreed that they would provide a further update report to the Committee in six months time, and also report back on their communications with the private sector in regards to Canal enhancement works.

By a show of hands and as agreed by the majority present (and in noting that there was one abstention in that a Member was not present for the whole of the debate) the Scrutiny Committee endorsed the Action Plan as the strategic and operational document for the Canal in Caerphilly County Borough.

12. IMPROVEMENT OBJECTIVE: CARBON MANAGEMENT – REDUCE OUR CARBON FOOTPRINT

Ian Raymond, Performance Management Officer, and Paul Rossiter, Energy and Water Officer, presented the report, which provided Members with the details of the proposed Council Improvement Objective for 2015-2016 relevant to the Regeneration and Environment Scrutiny Committee and sought the approval of Members on this proposed objective.

Officers advised that Cabinet has undertaken a review of the Council's existing Improvement Objectives and a new set of objectives for 2015/16 (one per scrutiny committee) is in the process of being finalised (as listed in Appendix 2 of the report). For the Regeneration and Environment Scrutiny Committee, Cabinet has decided to recommend to Council that a new Objective entitled **Carbon Management: Reducing our carbon footprint** be published. The

report outlined the criteria to be considered when selecting an Improvement Objective and further information relating to this was detailed in Appendix 1 of the report.

Members were advised that since the report had been produced, consultation results on the Council's proposed Improvement Objectives had shown that 73% of those residents surveyed agreed that Carbon Management was an important or very important issue. In response to a query from the Chair regarding availability of these results, Officers confirmed that the results had only become available on the day of the meeting. The Chair suggested that further consultation outcomes be circulated to the Scrutiny Committee in advance and Officers agreed to circulate the results of this consultation to Members.

With the aid of a slideshow presentation, Mr Rossiter explained to Members the reasons why Carbon Management had been selected as an Improvement Objective. He referenced the effects of global warming and explained that each ton of carbon savings also represented a significant saving to the Authority in terms of carbon emission tax. He outlined the Authority's Carbon Reduction Strategy, which aimed for an aspirational 45% reduction in carbon emissions, and explained that this would be achieved with the help of the Council's Energy Team, who monitor and measure energy and carbon emissions.

Members were advised that across the UK, CCBC is one of the better performers in terms of energy savings and are in the top ten on some key performance indicators within the Salix Invest To Save Scheme (a national scheme for public sector bodies). Officers explained that the funding associated with this scheme has been used effectively and has already reduced the Authority's carbon footprint by some 2621 tonnes of carbon dioxide output per annum, with associated lifetime energy cost savings circa £4.5m. There remains significant improvements that would bring several benefits in addition to reducing the Council's carbon footprint, such as reduced energy bills and improved working conditions within the Council's building stock.

Officers outlined how the Carbon Management Improvement Objective will be achieved. This includes the Carbon Reduction Strategy, good housekeeping such as turning off lights during periods of non-occupancy, providing more carbon reduction awareness training for Council staff, visits to schools to raise general awareness, and the reissuing of energy audits and benchmarking information. Use of the Invest to Save Scheme will also be a key part of the strategy. Asset management will be examined in regard to office closures and ensuring that buildings used for the relocation of staff are more energy efficient than the previous building. There will also be energy investment in new schemes, such as the new secondary school within Oakdale Business Park, the use of solar energy and other new technologies, and the use of energy certificate and performance measurement reports. The Authority will also monitor progress via the use of energy certificates and total lifetime energy savings.

Officers were thanked for their presentations and discussion of the report ensued. A Member raised a query in regards to the carbon footprint of the Council's fleet vehicles. Officers explained that the Energy Team have responsibility for measuring all aspects of gas, electricity and water consumption and their associated carbon emissions, and that fleet vehicles are part of another department within the Council. There is also uncertainty as to the feasibility of accurately measuring fleet vehicle emissions. Officers offered to take Members' comments back to the Corporate Management Team for further discussion in relation to the remit of this Improvement Objective.

A Member queried the measures being undertaken to reduce carbon emissions from boiler systems in Council buildings. Officers outlined the cuts to the Authority's school boiler replacement programme and referenced the significant savings made in cases where boilers had been changed, and also explained that in the event of site closures, usable boilers could be relocated elsewhere. A Member made reference to Pontllanfraith House, which Officers had named as one instance where replacement boilers had been installed, and it was confirmed that these boilers had been replaced approximately two years ago. Officers explained that in the event of Pontllanfraith House closing, they would look at relocating the

boilers elsewhere. In response to a Member's query regarding a PFI school, Officers also confirmed that due to contractual arrangements, CCBC pay the annual utility bills for this site but that responsibility for boilers and maintenance for this school rest with the on-site facility management company.

A Member referenced savings efficiencies in respect of street lighting and expressed concerns that these could lead to increased instances of anti-social behaviour. Officers outlined the switch towards LED lighting (which has resulted in lower energy emissions) and confirmed that these efficiencies were an area that could potentially be re-examined. Officers also responded to other general queries in respect of street lighting.

Comments were received in respect of the carbon emission tax and a Member also suggested that refuse collections could be rescheduled to achieve carbon savings.

A Member queried the incentives available for schools to improve their energy emissions and also referenced a previous request in regards to vehicles being taken home by employees. Officers referenced examples where a number of schools had taken advantage of Salix energy loans, and outlined further details of the Salix Invest to Save Fund, which operates investments as a loan paid back over 0-10 years, thereby providing funds available for re-investment in energy efficiency schemes over coming years. A query was raised regarding the use of solar energy and Officers explained that a number of sites utilised small-scale solar photovoltaic (PV) systems but that there was currently no budget available for investment in this technology.

Following consideration of the report, it was unanimously agreed that subject to the provision of the consultation information requested, that the Improvement Objective "Carbon Management: Reducing our carbon footprint" be supported and that delivery progress of the Objective be monitored by the Regeneration and Environment Scrutiny Committee.

13. REQUESTS FOR REPORTS TO BE INCLUDED ON THE NEXT AVAILABLE AGENDA

There were no requests for reports received.

14. INFORMATION ITEMS

The Committee noted the following items for information, full details of which were included within the Officers reports. There were no items brought forward for review.

- (1) Bryn Compost Liaison Group Minutes – 13th January 2015;
- (2) Voluntary Sector Liaison Committee Minutes - 18th March 2015;
- (3) Grants To The Voluntary Sector Panel Minutes - 25th March 2015;
- (4) Bargoed Town Centre Management Group Minutes - 11th March 2015;
- (5) Blackwood Town Centre Management Group Minutes - 20th March 2015;
- (6) Caerphilly Town Centre Management Group Minutes - 24th March 2015;
- (7) Risca Town Centre Management Group Minutes - 31st March 2015;
- (8) Regeneration and Environment Scrutiny Committee Forward Work Programme.

The meeting closed at 6.36 pm.

Approved as a correct record and subject to any amendments or corrections agreed and recorded in the minutes of the meeting held on 30th June 2015, they were signed by the Chair.

CHAIR



REGENERATION AND ENVIRONMENT SCRUTINY COMMITTEE – 30TH JUNE 2015

**SUBJECT: SECONDARY SCHOOL RUGBY PROVISION WITHIN CAERPHILLY
COUNTY BOROUGH**

**REPORT BY: ACTING DIRECTOR OF CORPORATE SERVICES AND SECTION 151
OFFICER**

1. PURPOSE OF REPORT

- 1.1 To advise members of the current provision for secondary school rugby within Caerphilly County Borough Council (CCBC). The report has been prepared at the request of members at a previous meeting.

2. SUMMARY

- 2.1 This report outlines details of the current secondary school provision for rugby and the future plans for the development of rugby in partnership with the Welsh Rugby Union (WRU) through collaborative working.
- 2.2 A Rugby development plan is in place between CCBC and the WRU and this collaborative approach ensures that the offer of school rugby is joined up and avoids duplication. Partnership meetings are held with the WRU on a monthly basis. Managers and Development officers review performance and evaluate progress against outcomes.
- 2.3 The WRU have a Schools/ Club programme which is an initial three year programme. The programme commenced it's roll-out across secondary schools in Wales in 2014. CCBC currently has 2 schools in Cohort 1 with further schools identified for the Cohort 2 September 2015 roll-out. Appendix 1 to this report outlines the WRU School Club Hub programme/Regional Plan 2014-2016, Newport Gwent Dragons Region.

3. LINKS TO STRATEGY

- 3.1 The rugby provision links to the drivers for change in sport and physical activity identified within Climbing Higher, Creating an Active Wales, and the Vision for Sport in Wales.

- 3.2 As part of the CCBC Corporate Plan, improvement objective (IO4) is highlighted to:

“Improve awareness, access, variety and use of leisure, community and sporting facilities in our borough”.

Rugby and physical activity contributes to a number of the outcomes identified.

4. THE REPORT

- 4.1 As stated in 2.2, above a partnership approach to developing school rugby in Caerphilly was required and implemented. This was an opportunity to work in collaboration across departments to support the opportunities available for young people within our community.
- 4.2 Sport Caerphilly currently provide opportunities for Secondary school pupils to participate in lunchtime & after school inclusive rugby sessions for all. This is through the Welsh Government (WG) 5x60 programme.
- 4.3 Sport Caerphilly in partnership with the WRU currently provide Competition opportunities for Secondary schools to participate in the “Caerphilly Schools Cup”. This is a competitive opportunity for school rugby teams to compete throughout the year.
- 4.4 Caerphilly currently has one member of staff who is based in Community & Leisure Services within the Sport Caerphilly team who leads on Rugby. While the Sport Caerphilly team can provide the expertise, equipment and support to the one staff member coordinating the programme there is only so much one officer can achieve. This partnership approach with the WRU can ensure the provision within School settings is a more sustainable delivery model.
- 4.5 Sport Caerphilly currently support local Rugby clubs thorough a School club link approach. The model allows Development Officers to work with clubs who are looking to increase their current numbers by providing taster sessions within school settings and creating a sustainable pathway/link between the school and club.
- 4.6 Sport Caerphilly run a number of one off events to promote key messages and the importance of participating in sport and physical activity. An example of this is the Annual Disability 6 Nations where School children with disabilities across Caerphilly participate in a day of rugby fun and skills activities.
- 4.7 This collaborative way of working between CCBC & WRU has resulted in the following :-
- The Development of a multi agency plan that identifies how rugby can be delivered in the short, medium and long term.
 - Increase in the number of school pupills participating in Rugby.
 - Increase in the numbers of young people trained through the Rugby Leaders award.
 - Rugby camps delivered as part of a holiday provision.
 - Increased club membership due to School club links.
 - Increase School/ Club Hubs through Welsh Rugby Union.
 - Fun Day recruitment with Sports Development Officers and WRU School Club Hub Officers.
 - Collation of robust and accurate data on the outcomes and impact of Rugby in Caerphilly.

5. EQUALITIES IMPLICATIONS

- 5.1 There are no equality implications associated with this report, as the opportunity to participate in rugby is offered to young people irrespective of age, race, sex, etc.

6. FINANCIAL IMPLICATIONS

- 6.1 The current cost to the Authority of supporting the development of rugby in Caerphilly CBC is circa £27,000 (development officer salary + on costs). This is grant funded through Sport Wales. The WRU Club hub programme is funded through the WRU and a (£10,000) contribution from each Secondary school.

7. PERSONNEL IMPLICATIONS

- 7.1 There are no personnel implications associated with this report.

8. CONSULTATIONS

- 8.1 The report reflects the views of the listed consultees.

9. RECOMMENDATIONS

- 9.1 Members are asked to note the collaborative approach through effective partnership working to progress the development of rugby within CCBC.

10. REASONS FOR THE RECOMMENDATIONS

- 10.1 To ensure that more young people are engaged in the programme as part of a wider strategy to increase levels of physical activity.

11. STATUTORY POWER

- 11.1 Local Government Acts.

Author: Jared Lougher, Sport & Leisure Development Manager.
e-mail loughj@caerphilly.gov.uk Tele: 01495 235469

Consultees: Mark S. Williams, Head of Community & Leisure Services
Councillor Nigel George, Cabinet Member for Community & Leisure Services
Nicole Scammell, Acting Director of Corporate Services & Section 151 Officer
Greg Woods, Welsh Rugby Union Regional Rugby Manager (Dragons Region)
Councillor Tudor Davies, Chair of Regeneration & Environment Scrutiny Committee
Councillor Liz Aldworth, Vice Chair of Regeneration & Environment Scrutiny Committee

Appendices:

Appendix 1 WRU School Club Hub Programme Regional Plan 2014-2016, Newport Gwent Dragons Region.

This page is intentionally left blank

WRU School/Club Hub Programme
Regional plans 2014-2016+

Newport Gwent Dragons Region

Background information

The Newport Gwent Dragons Region covers the old Monmouthshire and Gwent valleys area of South Wales. The city of Newport is also within the catchment area. Most of the socially deprived areas within the Welsh Government's Lower Super Output Areas can be found within the region. There are 77 WRU clubs and 50 of those clubs having a mini, junior or youth sections. All clubs except 6 are within the District A membership of the WRU and District C oversees the remaining 6 clubs. There are 2 Junior District Associations and Youth District Associations that cover the clubs within the region and they are called Gwent and Caerphilly Districts respectively. There are 5 Dewar Shield districts with the region and all our current SCHO are actively involved in those pathways. The region is also split into 3 at Regional Age Grade U16s level with the region split into Dragons South and Dragons North and Dragons Development. That then merges into Dragons U18's at the top of the Regional Age Grade pathway within the region.

There are 38 secondary schools and 206 primary schools within the region across 5 Local Authority areas. There are currently 2 senior college league teams within the region and they are Crosskeys College and Newport High School. Also there are currently 9 schools that have a fulltime, 3 year School-Club Hub Officer. The interest in the scheme has been excellent from the schools and there has been a real up-take and interest shown.

Key regional data

Number of WRU Clubs - **77**

Number of WRU clubs with junior sections - **50**

Number of secondary schools – **38**

Number of feeder primary schools - **206**

Rationale for Hub selection

The rationale for initial selection of hubs was based on the following-

1. Regional geographical coverage, its strategic significance to that area.
2. Potential to grow further provision within the school/college/university
3. Linkage outcomes to identify local clubs based on clubs infrastructure JDA, Youth and Senior playing figures and their ability to accept new participants, grow capacity and clubs medium- long term sustainability.
4. Workforce growth on the ground via 6th form and HE student programmes and provision of dedicated coaching delivery within the local feeder schools, clubs and assistance to WRU PDO's.
5. Where expression of interest was strong within the original tranche, is still committed, and/or where part funding is committed via a Club to a potential agreement and meets the outcomes required?

Cohort 1-2014

Hub School/College/university	Postcode	School size- Number on role	Identified Feeder clubs	Identified Primary schools
Newbridge Comprehensive School	NP115FR	1000	Newbridge RFC, Crumlin RFC, Abercarn RFC, Hafodyrynys RFC (4)	6
Lewis School Pengam	CF818LJ	1100	Penallta RFC, Bargoed RFC, Nelson RFC (3)	6
Brynmawr Foundation School	NP234XT	751	Brynmawr RFC, Abertillery RFC (2)	5
Tredeggar Comprehensive School	NP224BH	905	Tredeggar RFC, Tredeggar Ironsides RFC, Trefil RFC (3)	5
Coleg Gwent – Ebbw Vale Campus	NP236GL	5,000 plus	Ebbw Vale RFC, RTB Ebbw Vale RFC, Beaufort RFC (3)	4 (Secondary)
Llanwern High School	NP182YE	950	Hartridge RFC, NHSOB RFC, Pill Harriers RFC (3)	6
Bassaleg School	NP108NF	1800	Machen RFC, Whiteheads RFC, Risca RFC, St. Joseph's RFC (4)	5
St. Julian's High School	NP197XU	1600	St. Julian's RFC, Caerleon RFC (2)	6
West Mon School	NP45YG	700	Pontypool RFC, Pontypool United RFC, New Panteg RFC (3)	6

Cohort 2- 2015

Identified for second round of funding- (The first six names in the table are priority)

Hub School/College/university	Postcode	School size- Number on role	Identified Feeder clubs	Identified Primary schools
Bedwas High School	CF838BJ	700	Bedwas RFC, Caerphilly RFC, Senghenydd RFC (3)	5
Heolddu Comprehensive	CF818XL	723	Bargoed RFC, Rhymney RFC, Deri RFC (2)	5
ST Cenydd Comprehensive	CF83 2RP	1300	Bedwas RFC, Caerphilly RFC, Senghenydd RFC (3)	5
Monmouth Comprehensive	NP233YT	1649	Monmouth RFC, Usk RFC (2)	7
Abersychan Comprehensive	NP47DF	860	Talywain RFC, Garndiffaith RFC, Abersychan RFC (3)	5
Coleg Gwent – Crosskeys Campus	NP117ZA	5,000 plus	Crosskeys RFC, Risca RFC, Ynysddu RFC (3)	5 (Secondary)
Newport High School	NP207YB	1200	Newport RFC, Bettws RFC, Malpas RFC (3)	5

Cohort – 2016+

Identified for future funding-

Hub School/College/university	Postcode	School size- Number on role	Identified Feeder clubs	Identified Primary schools
St. Albans RC School	NP44 6XG	1060	Pontypool RFC, Pontypool United RFC, New Panteg RFC (3)	6
Chepstow Comprehensive	NP16 5LR	1200	Chepstow RFC, Caldicot RFC (2)	6

Impact

If all establishments entered into partnership with the WRU the coverage for the region would be-

Secondary Schools Coverage- *Number of hub schools - 18 / total number of secondary schools - 38 x 100 = 47%*

WRU Clubs (with junior sections) coverage- *Number of WRU Clubs within SCH - 47/ total number of WRU Clubs - 77 x 100 = 61%*

Potential latent demand- 18,335 (Schools) – 48,000 plus (including Colleges/University figures)

Gaps in Provision

Based on the information provided above the following areas of strategic importance would sit outside the Hubs programme-

Area	Club (**with juniors)	Secondary Schools	Comment
Cwmbran	Cwmbran RFC, Forgeside RFC, Croesyceliog RFC	3	South Torfaen Area – Town Area



REGENERATION AND ENVIRONMENT SCRUTINY COMMITTEE – 30TH JUNE 2015

SUBJECT: APPORTIONMENT OF HIGHWAY MAINTENANCE BUDGET 2015/2016

REPORT BY: CORPORATE DIRECTOR OF SOCIAL SERVICES

1. PURPOSE OF REPORT

- 1.1 To provide members with details of the proposed apportionment of the highway maintenance budget for 2015/2016.

2. SUMMARY

- 2.1 The 2015/2016 Highway Maintenance budget detailed within the report provides information to members on how the £7,910,771 has been allocated.
- 2.2 The street lighting budget allocation included above is £2,028,375, which is inclusive of £1,389,550 energy costs. This could be subject to further energy savings if investment could be found to replace existing lamps with LED units.
- 2.3 The 2015/2016 capital budget allocation in relation to highway operations is detailed in appendix 2. This includes £700,000, directly related to highway resurfacing, details of the specific schemes, where appropriate, are provided in appendices to this report. Further references to the other capital budgets summarised in appendix 2 are included in this report.
- 2.4 Local Government Borrowing Initiative (LGBI) – amounting to £2.8M ended in 2014-15.
- 2.5 The ongoing strategy is to actively achieve the most effective highway management arrangements to maximise planned works and reduce reactive maintenance, where appropriate, whilst ensuring the safety of highway users. This is directly challenged by 20% cuts to the revenue budgets for this year (2015 -16) and the following two years (2016-17 & 2017-18), which will inevitably compromise the current level of service provided.
- 2.6 The highway asset is the authorities largest asset valued at almost £2 billion. In order to try and maintain the highway to an acceptable standard, that does not compromise user safety, alternate strategies (such as preventative maintenance techniques) are being more widely utilised; as there is insufficient funding (20% savings 2015 to 2018) available to undertake much needed structural maintenance on all assets.

3. LINKS TO STRATEGY

- 3.1 This report links directly to the regeneration of the county borough making Caerphilly County Borough a better place to live and work.

- 3.2 The report links directly to the Council's priority to improve accessibility throughout the county borough by improving the transport network, enabling individuals to move freely around Caerphilly.
- 3.3 There is also a link to ensuring communities are safer by maintaining a safety standards for the development of integrated, efficient local and regional transport system, on which public transport, private users, cycling and walking networks can operate.
- 3.4 The link to greener and cleaner objectives are centred around reducing our carbon footprint and improving out sustainability, this will be progressed with improving our energy efficiency and reducing our emissions of greenhouse gasses within the county borough, whilst taking steps at adapt to the local effects of climate change (warmer and wetter weather patterns).
- 3.5 The report supports the Prosperous, Safer and Greener themes of the 'Caerphilly Delivers' in the single integrated plan.

4. THE REPORT

- 4.1 The Council meeting of 25th February 2015 considered and approved the Council budget for 2015/2016 including Service Divisional revenue budgets and capital budgets. This report now provides information on the detailed allocation of part of the Engineering Service Division revenue and capital budgets to the highway maintenance operations service area. The Council budget report also considered and approved a range of MTFP budget savings which included a range of savings to the Engineering Service Division some specifically relating to highway maintenance operations. These MTFP budgets savings included budget reductions of, £50,000 highway maintenance, £360,000 planned carriageway and footway repairs, £230,000 street lighting energy, £60,000 Salting and salt bins, £50,000 drainage, £50,000 Structural Maintenance, £14,000 SLA (Consultancy) fees and £35,000 signs, road markings and traffic management, these savings are considered within this apportionment report.
- 4.2 In addition to the above revenue budget allocation to highway maintenance operations, there has also been a capital budget allocation as detailed in appendix 2. This includes £700k to undertake carriageway resurfacing works, in an attempt to compensate for the end of three years of LGBI funding (annually £2.8M), this provides a combined sum of £1.8M for Planned Carriageway Maintenance for 2015-16.
- 4.3 Due to the rising budget demands for drainage, the capital allocations for land drainage has been increased to £125k, which helps counter the £50k reduction outlined in 4.1 - making an effective increase of £75k. This will assist with flood prevention schemes and any urgent reactive maintenance works required for 2015-16.
- 4.4 The highway asset is currently valued at almost £2 billion. Using simple comparatives it is evident that a maintenance budget of £6,512k (excludes energy costs of £1,398k) will only allow assets to be renewed approximately every 300 years, well in excess of assets intended lifespan. It is therefore essential that the current strategy is developed to try and preserve the life of the authorities existing assets. The proposed budget apportionment is detailed in Appendix 1.
- 4.5 The approach taken has to ensure that any work is selected on a prioritised risk basis. In order to assist this process the authority is reviewing its Highway Asset Management Plan (HAMP), which considers the risk prioritisation. The HAMP has been developed in conjunction with CSS Wales, as an All Wales project, to ensure there is a consistent national approach and to achieve efficiencies in procurement of specialist expertise.
- 4.6 Additional works which include carriageway reconstruction, highway resurfacing, footway resurfacing and bridge strengthening schemes had been funded by the Local Government Borrowing Initiative (LGBI) from 2012 to 2015; this ended March this year without a ready replacement, so drastically reducing the capacity for pro-active planned works and schemes. This will lead to an increase in the reactive works to repair the roads and pathways on an ad-hoc basis.

- 4.7 The vehicles restraint systems (safety barriers) from capital contribution has reduced from £50k to £38k, this for repair/ removal of sub-standard safety fencing. Only the highest priority risk areas can be serviced with this limited funding.
- 4.8 Due to the decreasing budgets, aging infrastructure, increasing demands, expansion of the network, additional legislation and compliance etc., it is essential that highway maintenance is undertaken in the most cost effective manner. In order to achieve this, alternate preservation techniques, such as surface dressing, micro asphaltting and slurry sealing will increasingly required into 2015/2016. These techniques have become more advanced and innovative over recent years and are being widely adopted by authorities for the value for money obtained in preserving the life of the highway network, though durability can be compromised.
- 4.9 The revenue programme for surface dressing has been prioritised from specialist technical data surveys and is predominantly focussed on the high usage A and B road network. Additionally, the carriageway resurfacing programme is to be utilised on some high priority minor roads and/or where surface dressing is not considered an appropriate option. The priority programmes are identified in Appendices 3 & 4 respectively.
- 4.10 The proposed apportionments have been undertaken to try and move the budget spend to the most needed areas at this time. The strategy is also targeted at attempting to reprofile the reactive spend into a more planned maintenance approach. It should be noted that this will be inherently difficult given the average renewal time of 300 years as stated in 4.3.
- 4.11 The drainage replacement/upgrade programme is continually being reviewed and risk prioritised. The current allocation will be insufficient to address the significant backlog of identified schemes. Those with the highest risk prioritisation which will consider risk to life and or property will be undertaken first. There will be insufficient funding to address all the highest risks during 2015/2016. With the conclusion of LGBI funding, no additional long-standing problem sites can be resolved except on a reactive basis. The current prioritised list is included in Appendix 5. This is subject to change dependant on other priorities identified during the year.
- 4.12 The footway resurfacing programme has again been prioritised and pedestrian areas with highest usage and risk have been programmed accordingly. The footway scheme programme for 2015/2016 is included in Appendix 6. Again this will be without the LGBI support, so any works will only be on the highest priority sites and on a reactive basis.
- 4.13 Street lighting is currently facing a steady decline in budget, as it can be off-set with energy savings; the further reduction in energy costs can only be progressed with funding from outside the of Highway Operations' jurisdiction. In 2015/16 the general fund has provided £980k street lighting investment funding (See Appendix 2) to assist in achieving the current MTFP energy savings (as agreed by member on 25th February 2015). It needs to be noted that energy costs are currently low due to the global fall in oil prices, this will not last into the medium term; so any energy saving scheme implemented in the immediate future will see long term and lasting savings to the energy bill. The proposed street lighting budget is included in the apportionment in Appendix 1.
- 4.14 The street lighting team are continuing with trials such as Central Management Systems (CMS), dimming and LED technology to obtain relevant data to review future approaches and investment options.
- 4.15 The maintenance programme for highway structures has been derived from a risk prioritisation process for bridges, culverts, retaining walls and landslips and erosion. The proposed list of works for 2015/2016 is included in Appendix 7. It should be noted that there maybe some amendments made to the programme with potential ecological risks that may impact on the proposals. Should this occur, works of similar priority will be substituted. In an attempt to counteract the drop in revenue the budget of £50k and the loss of LGBI there is a capital investment proposed for 2015-16 of £447k for bridge strengthening/refurbishment, £317k for major works to culverts and retaining walls along with £125k for corporate land drainage culverts.

- 4.16 The budget line for Tips Maintenance shows £102k with an additional capital investment of £250k. This will fund a programme of works (for 2015-16) that will assist in resolving some long-term issues for this sector. Nevertheless further significant funding will need to be sourced in the immediate and medium term to have any meaningful affect on the current remediation activities required on the tip sites within the borough.
- 4.17 It is evident that there is a trend in more severe weather events. Flooding and snow have caused major problems both locally and nationally over previous years. These incidents are inherently difficult to predict. Some additional provision has been provided within the drainage and winter maintenance allocations which has resulted in a decrease in the proposed planned footway and carriageway allocation when compared to previous years. The drainage and winter maintenance budgets (see 4.18) have been protected from significant cuts to hopefully provide a resilient service in these unpredictable and contingent areas.
- 4.18 The Winter Maintenance/ Severe Weather budget has been held at the 2014-15 level of £1.14M, as part of measures to protect this fundamental service area from savings. This is due to its requirement to Service Highway user needs (i.e. spend in this area is as unpredictable as the weather). In parallel with this an additional amount that will be accrued in a proposed safeguarded fund to be used for extreme weather events that are outside the Winter Maintenance/ Severe Weather budget. It is planned that this separate pot will be funded from any under-spend in that identified from Winter Maintenance of the Highways Operation Group accounts at financial year-end, capped at £500k.
- 4.19 An exercise is currently continuing which is considering more efficiencies that can be made to the service provision, with any possible further investment being made in the most up to date plant and resources to undertake these vital works. This year will see the arrival of a velocity-patcher (funded via an invest to save proposal). This will increase the efficiency of pothole repairs within the borough, with its first set of trials set for this autumn.
- 4.20 A budget of £41k has been allocated to Traffic Management in 2015/2016. Appendix 8 identifies the programme for traffic regulation orders and minor works following consultation with Members. Every effort will be made to deliver the programme but resources will be prioritised to meet commitments for ongoing schemes.
- 4.21 Included in Appendix 9 is a plan detailing the highway inspector area boundaries for members' information.
- 4.22 The budget apportionment continues to meet the requirements and proposals set out within the authorities medium term financial plan and the resources made available to the Highways Operations Group.

5. EQUALITIES IMPLICATIONS

- 5.1 An EqlA screening has been completed in accordance with the Council's Equalities Consultation and Monitoring Guidance and no full EqlA has been carried out, however the projects support a number of the Council's Strategic Equality Objectives (SEO). For example repairs to footpaths help make areas accessible to people with mobility issues (SEO 3 - Physical Access) and improvements to street lighting supports both this SEO and SEO 1 - Tackling Identity Based Hate-Crime by helping with community safety
- 5.2 Any equalities related issues identified as part of any design concerns may also impact on the maintenance programme proposals.

6. FINANCIAL IMPLICATIONS

- 6.1 Financial implications are detailed within the report.

7. PERSONNEL IMPLICATIONS

7.1 None.

8. CONSULTATIONS

8.1 Refer to attached list.

9. RECOMMENDATIONS

9.1 The report is provided for information. It is recommended that members consider and note the report, providing comments as appropriate on the proposed apportionment and strategy. The Head of Engineering Services will be responsible for any appropriate decision making that will be required during the financial year, in conjunction with his Highway Managers.

10. REASONS FOR THE RECOMMENDATIONS

10.1 For officers to consider Regeneration and Environment Scrutiny comments and review the budget apportionment for 2015/2016 and the proposed strategy for highway maintenance.

11. STATUTORY POWER

11.1 Highway Act 1980.

Author: Graham Parry, Highway Operations Group Manager
Consultees: Councillor T J Williams, Cabinet Member for Highways, Transportation and Planning
Councillor D T Davies, Chair Regeneration and Environment Scrutiny Committee
Councillor E M Aldworth, Vice Chair Regeneration and Environment Scrutiny Committee
Chris Burns, Acting Chief Executive
David Street, Corporate Director – Social Services
Nicole Scammell, Acting Director of Corporate Services
Stephen Harris – Acting Head of Corporate Finance
Mike Eedy, Finance Manager
David Thomas – Senior Policy Officer (Equalities & Welsh Language)
Sian Phillips, HR Manager
Terry Shaw, Head of Engineering Services
Clive Campbell, Transportation Engineering Manager
Kevin Kinsey, Engineering Project Group

Appendices:

Appendix 1 – Highway Maintenance Budget Apportionment 2015/2016

Appendix 2 – Capital Budgets for 2015-16

Appendix 3 – Surface Dressing/Thin Surfacing Schemes

Appendix 4 – Carriageway Resurfacing Schemes

Appendix 5 – Drainage Priorities

Appendix 6 – Footway Schemes

Appendix 7 – Structures Priorities

Appendix 8 – Traffic Management Priorities

Appendix 9 – Highway Inspectors Areas

This page is intentionally left blank

Highways Operations Group Budget 2015-16	
	Ops Budget
Structural Maintenance	
Reactive Safety/Emergency Maintenance	
3300 L651 Safety Defect - C/Way & F/way Repairs (28 days)	903,500
3300 L652 Emergency Maint. Out of Hours Call Outs	218,600
3300 L655 Emergency Safety Defect C/Way 2/24hr response	152,250
3300 L656 Emergency Safety Defect F/Way 2/24hr response	40,600
Sub-total S1	1,314,950
Planned Carriageways, Footway and Cycleway Maintenance	
Carriageways	
3300 L663 Carriageway Resurfacing	168,216
3300 L699 Carriageway Surface Dressing	1,121,000
Sub-total S2	1,289,216
Footways	
3300 L664 Footway Reconstruction	228,375
3300 L690 Footway Slurry Sealing	219,125
Sub-total S3	447,500
Cycleways	
3300 L698 Cycleways	5,000
Sub-total S4	5,000
Safety Barriers and Fencing	
3300 L659 Structural Maint. - Safety Barriers	121,800
3300 L650 Structural Maint. - Fencing/Railings	15,450
Sub-total S5	137,250
Planned Programme Drainage Systems	
3313 L657 Highway Drainage - CCTV Systems	5,000
3314 L657 Highway Drainage - Replace Gullies/Pipework	107,025
3307 L658 Land Drainage - CCTV Surveys	5,000
3308 L658 Land Drainage - Severe Weather Culverts Inspections/Emergencies	172,550
3309 L658 Land Drainage - Provision of Grids/Fencing/Access	5,000
3316 L658 Land Drainage - Repairing/replacing culvert lengths	117,025
3317 L658 Land Drainage - Pumping Stations/Telemetry	5,000
Sub-total S6	416,600
Gullies, Pipework and Manholes	
3310 L680 Cyclic Maint. - Scheduled Gully Cleansing	253,750
3310 L694 Cyclic Maintenance – main line de-silting	10,000
3315 Q251 Cyclic Maintenance – Gully Waste Charges	25,375
Sub-total S7	289,125
Structural Total (Sub S1 to S7)	3,899,641
Aids to Movement (Safety Maintenance)	
3305 L675 Safety Maintenance - Traffic Sign Maintenance/Cleaning	5,150
3305 L676 Safety Maintenance - Road markings & Studs	20,750
3305 L677 Safety Maintenance - Street nameplates	5,150
3300 L695 Special Maintenance - Roundabouts	15,450
3320 L696 Dropped kerbs – Improved Walking Environment	10,000
Aids to Movement Total	56,500
Severe Weather	
Winter Maintenance	

3380 L901 Winter Maintenance - Salting	122,475
3380 L902 Winter Maintenance - Snow Clearance	152,250
3380 L903 Winter Maintenance - Salt Bins (new &refills)	35,750
3380 L904 Winter Maintenance - Salt Purchase	329,875
3380 L905 Winter Maintenance - Weather Stations/Forecasts	20,300
3380 L907 Winter Maintenance - Salt Barn Inspections/Repairs	10,150
3380 N214 Winter Maintenance - Vehicle/Standby Costs	469,300
Severe Weather Total	1,140,100
Street Lighting	
3370 L951 Routine Maintenance	274,575
3370 L952 Non Routine Maintenance	355,250
3370 L952 Electrical Testing	0
3370 L952 Structural Testing	0
3370 L952 WPD Related Works	0
3370 Q251 Festive Lighting	0
3370 L952 Innovative Technology (CMS, Dimming, LED)	0
<i>Sub-total L1</i>	<i>629,825</i>
3370 L954 Energy	1,398,550
<i>Sub-total L2</i>	<i>1,398,550</i>
Street Lighting Total (Sub L1 to L2)	2,028,375
HOG General	
3320 L690 Land Reclamation Maintenance	101,500
<i>Sub-total H1</i>	<i>101,500</i>
3300 L429 Road Closures for Special Events	5,000
3300 L661 Cattle Grids	7,150
3320 L691 Maintenance Management Systems	5,000
3320 L692 Design Costs - Revenue Schemes	5,000
3300 L693 Vehicular Crossings	0
3320 L695 Easements etc	0
3319 L975 Community Response Team (Community Assets funded if approved)	19,285
3880 Q252 Road Condition Surveys/Lab Surveys/Abnormal Loads	31,615
<i>Sub-total H2</i>	<i>73,050</i>
HOG General Total (Sub H1 to H2)	174,550
Other Budgets	
3300L669 Structures Assessments - External/Network Rail	0
3300L670 Structures General Maintenance	253,485
3300L671 Structures Retaining Walls	72,065
3300L672 Structures Emergencies	30,450
3300L679 Structures Embankment Repairs/Stabilisation	86,275
<i>Sub Total (Structures)</i>	<i>442,275</i>
3300 L907 Consultancy SLA	128,580
<i>Sub Total (Total tructures)</i>	<i>570,855</i>
3323 L429 Traffic Management	40,750
<i>Sub Total (Traffic Management)</i>	<i>40,750</i>
Other General Budgets Total	611,605
Grand Total	7,910,771

APPENDIX 2**HIGHWAYS OPERATIONS CAPITAL BUDGETS FOR 2015-16**

(Approved by Council 25th February 2015)

Scheme/Programme	2015-16 (£k)
Major Highway Reconstruction	700
Footway Reconstruction	100
Vehicle Restraint Systems	38
Street Lighting	50
Corporate Maintenance: Tips/ Spoils	250
Bridge Strengthening	447
Land Drainage – Corporate	125
Land Drainage - Non Corporate	125
Retaining Walls & Infrastructure	317
Street Lighting Investments (General Fund)	980
TOTAL	3,132

This page is intentionally left blank

Carriageway Surface Dressing Programme 2015-16

B4256 HILL STREET TO HEATHCOCK, RHYMNEY

A4049 WHITE ROSE WAY, ELLIOT'S TOWN/ABERBARGOED

A469 FACTORY ROAD/FACTORY ROAD TO GWAELODYBRITHDIR, BARGOED

A4049 COMMERCIALSTREET, ABERBARGOED

HEOL-Y-BEDW-HIRION, MARKHAM/BEDWELLTY

B4511 PANTYCEFN ROAD/ABERNANT ROAD, MARKHAM

WINGFILED TERRACE TO WINGFIELD, LLANBRADACH

ANGEL WAY, BARGOED (BARGOED BYPASS)

B4251 PARKWAY, PEN-Y-FAN

PONTYWINDY ROAD, CAERPHILLY

A468 PENRHOS ROUNDABOUT TO TRECENYDD ROUNDABOUT,
TRECENYDD/GROESWEN

A469 HEOL CAE BARRAU, WATFORD/CAERPHILLY

B4251 NEW ROAD/DUFFRYN ROAD, CWMFELINFACH/BRYNAWEL

B4251 YNYSYDDU TO CWMFELINFACH (inc MAINDEE ROAD),
YNYSDDU/CWMFELINFACH

B4251 NINE MILE POINT ROAD/ISLWYN ROAD, WATTSVILLE

A468 BEDWAS ROAD, BEDWAS

B4263 THOMAS STREET/GRAIG-Y-FEDW, ABERTRIDWR

ABERFAWR ROAD/COED-Y-PICA/MOUNTAIN ROAD TO HENDREDENNY PARK,
ABERTRIDWR

This page is intentionally left blank

Carriageway Resurfacing Programme 2015-16

AREA 1

JENKINS ROW/BAILEY STREET WEST UL, DERI

CAE GLAS NEWYDD, FOCHRHIW

COMMIN ROAD, ELLIOT'S TOWN

RAILWAY TERRACE, FOCHRHIW

QUEEN'S CRESCENT, RHYMNEY

CORONATION TERRACE, RHYMNEY

KING EDWARD TERRACE, RHYMNEY

BRYNGLAS, PONTLOTTYN

RHYMNEY COMMON ROAD, LLECHRYD

CLAERWEN WEST UL, GELLIGAER (URGENT)

HEOL EDWARD LEWIS, GELLIGAER

AREA 2

MAESRUDDUD 'MAES MANOR' LANE, ARGOED

WOODLAND TERRACE, ARGOED

ABERNANT ROAD, MARKHAM

HIGHFIELDS WAY, BLACKWOOD

CROWN LANE PONTLLANFRAITH

GORDON ROAD/GORDON CLOSE, BLACKWOOD

HIGHFIELD CRESCENT, PONTLLANFAITH

TWYNYFFALD ROAD, CEFN FFOREST

FARM VIEW, BRITANNIA

WILLIAM FORBES BUNGALOWS, ABERBARGOED

COEDYMOETH ROAD, ABERBARGOED

CWM ROAD, ABERBARGOED

AREA 3

HOSPITAL ROAD, PENPEDAIRHEOL (ACCESS TO RHOS-YR-YRFA FARM)

PARK CRESCENT EAST UL, BARGOED

UPPER NORTH ROAD, BARGOED

HEATHLANDS, YSTRAD MYNACH

RUTH STREET, BARGOED

BERLLANLWYD STREET, PENPEDAIRHEOL

TROEDYRHIW, YSTRAD MYNACH

CASTLE STREET, FLEUR-DE-LIS

AREA 4

DARREN ROAD, ABERCARN (PRINCE OF WALES INDUSTRIAL ESTATE)

RHYSWG MOUNTAIN ROAD/RHYSWG FARM LANE, ABERCARN

TY BRACHTY TERRACE/CLOS PENTREGROES/BRYN HOWARD TERRACE,
CROESPENMAEN

(TRAFFIC SIGNALS)

ST DAVIDS AVENUE/RIVERSIDE COURT, WOODFIELDSDIDE

TRINANT ROAD, TRINANT

BRYNGWYN, NEWBRIDGE

TWYN ROAD, ABERCARN

GWYDDON ROAD, ABERCARN

CROWN ROAD, CRUMLIN

AREA 5

CEFN -ONN FARM LANE, RUDRY
CEFN CARNAU LANE, THORNHILL
BLACKBROOK ROAD, CAERPHILLY/THORNHILL
ST ASAPH'S WAY, CAERPHILLY
ST FAGANS STREET, CAERPHILLY
ST TEILO'S WAY, WATFORD
OLD BEDWAS ROAD, CAERPHILLY
WILLIAM STREET, TRETTHOMAS
CORONATION STREET, TRETTHOMAS
THOMAS STREET, TRETTHOMAS
ADDISON WAY, GRAIG-Y-RHACCA

AREA 6

GEORGE STREET/ISLWYN ROAD NORTH UL, WATTSVILLE
CWM-Y-NANT, OCHRWYTH
UPPER OCHRWYTH
MALVERN TERRACE, PONTYMISTER (WORSE CONDITION)
ROWAN ROAD, TYSIGN (WORSE CONDITION)
BRIDGE STREET, PONTYMISTER
B4591 CROSSKEYS LINK ROAD, CROSSKEYS
CORONATION PLACE, PONTYWAUN
DARRAN ROAD/DARRAN ROAD TO NAVIGATION ROAD, RISCA
B4591 PONTYMISTER LINK ROAD, RISCA
DUFFRYN TERRACE, WATTSVILLE
A468 NEWPORT ROAD, MACHEN
RHYD Y GWERN LANE, MACHEN

ROYAL OAK, MACHEN

AREA 7

KIDWELLY COURT/CAERNARVON COURT, HENDREDENNY

MONMOUTH COURT/RAGLAN COURT, HENDREDENNY

OGMORE COURT, HENDREDENNY

CALEDFRYN WAY, PENYRHEOL

LLANBRADACH FARM LANE, LLANBRADACH

ST CENYDD ROAD EAST UL, TRECENYDD

TEGFAN, TRECENYDD

Land Drainage Priorities – 2015/16**Area 1**

1. Moriah St / Plantation Tce, Rhymney
2. opp McLaren Cottages, Abertysswg
3. Gypsy Castle Lane, Pant-y-Waun, Rhymney
4. Powells Terrace, New Tredegar

Area 2

1. Grange Hill, Blackwood
2. Gardd Jolyon, Blackwood
3. Gelynos Avenue rear lane, Argoed

Area 3

1. Angel Way, Bargoed
2. Church St, Bargoed
3. Horner Street, Tir-y-berth

Area 4

1. Newbridge Rugby Club, Bridge Street, Newbridge
2. Lane from Croespenmaen to Pentwynmawr, Croespenmaen
3. The Rhiw, Oakdale

Area 5

1. 41 Haldane Court, Lansbury Park, Caerphilly
2. Nantgarw Road (Jct with Sunningdale), Caerphilly
3. Waunwaelod Way, Thornhill

Area 6

1. A467 Tesco's to Fullmoon, Risca

2. Wesley Hill / Commercial Rd, Machen

Area 7

1. Garth Estate, Abertridwr
2. Opp Angel pub, Cross St, Hendredenny
3. Pantddu Road, Nelson

Highway Drainage Priorities – 2015/16

Area 1

1. Moore's Row, Fochriw
2. The Terrace, Rhymney
3. Rhymney Industrial Estate, Rhymney
4. Commercial Street, Abebargoed

Area 2

1. A4048, Hollybush
2. Bedwellty Road, Cefn Fforest
3. William Street, Hollybush

Area 3

1. Cardiff Road, Glan-y-nant
2. Bedwyn Street, Ystrad Mynach
3. Coundley Close, Fluer-de-lis

Area 4

1. Trinant Road, Trinant
2. Pennar Crossing, Pentwyn-mawr
3. Vancouver Drive, Oakdale

Area 5

1. Heol Pwllypant, Caerphilly
2. Alexander Court, Lansbury Park, Caerphilly
3. Castle Street, Caerphilly
4. Nantgarw Road, Caerphilly
5. Llys Nant Pandy, Caerphilly
6. Church Street, Bedwas

Area 6

1. Cwmlasie Lane, Gelligroes
2. Tredegar Street, Pontymister
3. Chatham Street, Machen

Area 7

1. School Street, Nelson

This page is intentionally left blank

Footway Sealing Programme 2015-16

AREA 1

Goshen Street, Rhymney
127 – 163 Greenfield Street, New Tredegar
Garden City, Rhymney
Glan y Nant, Fochriw

AREA 2

Brynglas Avenue, Pontllanfraith
Commercial Street, Pontllanfraith
Abernant Road, Markham
Treowen Avenue, Pontllanfraith

AREA 3

Valley View, Cefn Hengoed
Duffryn Street, Ystrad Mynach
Maes y Coed and Tredomen Terrace, Tredomen
Tabor Road, Maesycwmmmer

AREA 4

Byron Place, Crospenmaen
Tir-y-Pwll Terrace, Panside
Old Pant Road, Panside
Darren Drive and Bridge Street, Abercarn

AREA 5

Pen-y-Cae, Mornington Meadows
Gwaun Hyfryd, Mornington Meadows
St Martin's Road, Caerphilly
Hazel Grove, Caerphilly
Bryn Fedw, Bedwas

Bryn Goleu, Bedwas

Bryn Glas, Bedwas

AREA 6

Meadow Crescent, Risca

Lower Wyndham Terrace, Tŷ Sign

Navigation Road, Risca

AREA 7

Caerphilly Road, Senghenydd

Coed-y-Brain Road, Llanbradach

Footway Resurfacing Programme 2015-16

AREA 1

1 Nelson Terrace, Brithdir

2 School Street, Tirphil

3 Queens Crescent, Rhymney

4 Upper Road, Elliots Town

AREA 2

1 George Street, Blackwood

2 Fairview, Cefn Fforest

3 St Mary's Road, Pontllanfraith (PT)

AREA 3

1 Park Road, Bargoed

2 Alfred Street, Gilfach

3 Pengam Street, Glan-Y-Nant

4 Dilwyn Avenue, Ystrad Mynach

5 Trelys Close, Fleur De Lis

AREA 4

- 1 Ty-Ilwydd Place, Newbridge
- 2 Railway Terrace, Abercarn
- 3 Beech Grove. Oakdale
- 4 Warren Court, Springfield

AREA 5

- 1 Garth Lane/Garth Close, Rudry
- 2 Bedwas Road (263 to 287), Caerphilly
- 3 Lon Robin Goch, Caerphilly
- 4 Coed Y Wennol, Caerphilly
- 5 Navigation Street, Trethomas

AREA 6

- 1 Malvern terrace, Risca.
- 2 Ebbw street, Risca.
- 3 Salisbury Road, Crosskeys
- 4 Fernlea, Risca

AREA 7

- 1 Pentwyn Isaf, Penyrheol, Caerphilly
- 2 Brookside Close, Hendredenny
- 3 Bowls Terrace, Penyrheol

This page is intentionally left blank

Bridge Maintenance

Afon Footbridge, Abercarn

Pont Islwyn Riverbridge

Pen-Rhiw-Felin Riverbridge

Chapel Riverbridge

Penmaen Footbridge

Gelli Lane Footbridge

Rhydygwern Footbridge

Bedwas Old Riverbridge

Moriah Hill Canal Bridge

Pont Calzaghe

Nant Cwm Parc Subway & Stream bridge

Brynau Overbridge

Full Moon Riverbridge

Hafod Tudor Underbridge

Footbridge adjacent to Old Incline Bridge

Cemetery Riverbridge

Old Incline Underbridge

Nant Tysswg Overbridge

Rhymney Riverbridge

Station Road River Bridge

Bridge Street River Bridge

Crumlin Riverbridge

Thames Case Riverbridge

Factory Garage Footbridge

Darren Road Canal Bridge

Pontywindy Overbridge

Tyn-y-Berllan Culvert

Retaining Wall Maintenance

Retaining Wall Bailey St, Deri

Fothergill's Road, Drystone Wall

Heol Uchaf, Nelson

Heritage Park, Abertridwr

Dan-y-Graig Cemetery Retaining Wall (S52)

Cwm Road, Argoed

Llancayo Retaining Wall

Woodland Terrace, Abercarn

James Street, New Tredegar

S44A RC Wall Below East Bound Carriageway A467

Woodward Avenue Retaining Wall B (S41B) A467

Woodward Avenue Retaining Wall C (S41C) A467

Gabion Retaining Wall Ch. 511-579 RHS (S42) A467

Central Reserve Gabion Retaining Wall (S43) A467

Gabion Retaining Wall Above Westbound Carriageway (S44) A467

Sirhowy River Retaining Wall (S45) A467

Waun Fawr Footbridge Retaining Wall (S46) A467

Bedwellty Road, Elliotstown

Retaining Wall, Wylie

Retaining Wall Newport Road Cwmcarn

Pen Rhiw Terrace Abercarn

Abertridwr Road R/Wall

Wall at Ty Wern

Caerphilly Road, Llanbradach Retaining Wall

Park View, Bargoed

St Claire Bungalow, Newbridge

Retaining Wall Upper Road, New Tredegar

Rock Villas R/Wall

Cwm Gelli Lane R/Wall

New Rd R/Wall, Argoed

Pennar Street, Newbridge

Twyn Gwyn Terrace Retaining Wall

Brynglas Road, Bedwas

19 Denbeigh Close, Bargoed

R/Wall Bevan Close, Trethomas

Wall, Southend Terrace

R/Wall MacClaren Cottages

Wall O/S 1 Garden Close

Napier Street R/Wall & Wyndham Street Parapet Fence

R/Wall Market Tavern, Abercarn

Hill View, Maes-y-Cymmer

A469 Pontlottyn

This page is intentionally left blank








Ward	Location and Request
Abercarn	Bridge Street - Amend existing POW
Aber Valley	Revoke sections of POW on Thomas Street
Bargoed	Cardiff Road One-way experimental order
BTM	Pandy Road / Greenway - Revoke POW
Crumlin	Cherry Tree House - Assess for POW
Crumlin	Melin Place nr Unilever Factory - POW
Cwmcarn	Extend 20mph zone
Morgan Jones	Mill Road Rear Lane - POD
Morgan Jones	Pontygwindy Road - Virginia View - Extend POW
Morgan Jones	Pontygwindy Ind Est - POW
Nelson	Brooklands / Shingrig Road - POW
Newbridge	McDonalds Newbridge Gateway - POW
New Tredegar	School Street - POW
Penyrheol	Caledfryn Way School Keep Clear and POW
Penyrheol	Glenfields Estate - Amend existing POW
Risca West Crosskeys	Crosskeys to Pontymister - Revoke 7.5t order
Risca West	Ty Isaf Park Crescent - POW
St Martins	Town Centre Disabled bays
St Martins	East View Terrace POW
St Martins	Watford Park POW
Ystrad Mynach	Parking Restrictions
Ynysddu	Hill View - POW
Various	DPPP 2014/15
Various	Pay and Display Car Parks - Additional hour for disabled badge holders
Various	Park and Ride Car Park Regulation Order

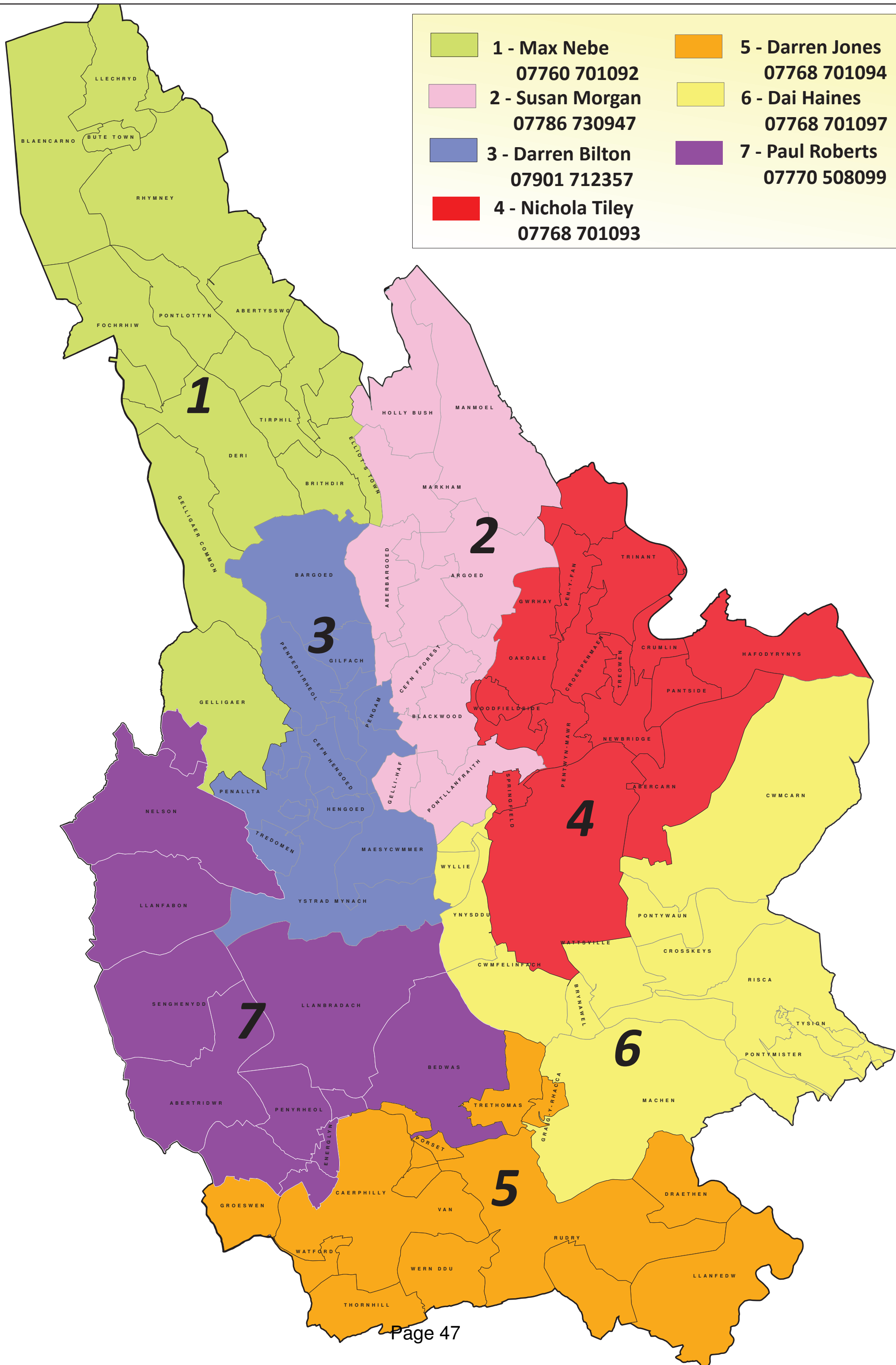
KEY

POW - Prohibition of Waiting / Double Yellow Lines

POD - Prohibition of Driving

This page is intentionally left blank

	1 - Max Nebe 07760 701092		5 - Darren Jones 07768 701094
	2 - Susan Morgan 07786 730947		6 - Dai Haines 07768 701097
	3 - Darren Bilton 07901 712357		7 - Paul Roberts 07770 508099
	4 - Nichola Tiley 07768 701093		



This page is intentionally left blank



REGENERATION AND ENVIRONMENT SCRUTINY COMMITTEE – 30TH JUNE 2015

**SUBJECT: CIVIC AMENITY/HOUSEHOLD WASTE RECYCLING CENTRE REVIEW –
REVIEW OF THE EFFECTS OF POLICIES AND PROCEDURES LINKED
TO MEDIUM TERM FINANCIAL PLAN SAVINGS**

**REPORT BY: ACTING DIRECTOR OF CORPORATE SERVICES AND SECTION 151
OFFICER**

1. PURPOSE OF REPORT

- 1.1 To advise Members of the effects of the Civic Amenity/Household Waste Recycling Centres policies and procedures on medium term financial plan savings and outline their impact on recycling performance.

2. SUMMARY

- 2.1 The report details the impact of the van permit scheme and reduction in opening hours at household waste centres (HWRC's) on overall recycling performance and assesses the effect that these have on achievement of medium term financial plan savings.
- 2.2 As part of the Authority's Medium Term Financial Plan (MTFP). There have been 2 policy changes agreed by full Council. These include:-
- i. Restricting Van and Trailer use to prevent the illegal and free deposit of commercial waste – this commenced on 1st October 2014.
 - ii. Amending site opening hours such that each site is closed for 1 day per week.
- 2.3 In the first six-months of the van and trailer restriction scheme (October 2014 – March 2015) 692 permits were issued (688 free +4 chargeable for construction/demolition waste) with no individual using their full allocation of 6 free permits in the first 6 months. There has been an overall reduction in tonnage of just under 3,000 tonnes compared to the same period in 2013/14 and whilst it is difficult to use this to extrapolate the whole year tonnage (due to seasonal variations in the various waste streams) it would suggest that annual impact could realise a reduction of circa 6,000-7,000 tonnes. In response to customer feedback a series of modifications have been proposed/implemented which should help to alleviate the key issues being raised.
- 2.4 In addition to the permit scheme introduced October 2014, in April 2015, all household waste recycling centres were closed for one day each per week. Whilst it is too early to assess whether this has had an additional impact on throughput, it is anticipated that the £50,000 savings outlined in the MTFP will be achieved.

3. LINKS TO STRATEGY

- 3.1 The Community & Leisure Services Divisional Service Improvement Plan contains specific objectives to meet a range of statutory and non statutory targets. A number of these objectives contribute to the “greener” theme within “Caerphilly delivers” the Local Service Board Single Integrated Plan.
- 3.2 This report relates to the Community and Leisure Services Medium Term Financial Plan and the resultant efficient and effective use of revenue and capital resources moving forward.

4. THE REPORT

4.1 Van Permit Scheme

- 4.1.1 In October 2014, following Cabinet, Scrutiny and Full Council approval a permit scheme for vans and trailers was introduced across each of the Authority’s 6 HWRCs. Residents wishing to dispose of household waste using a van less than 3.5 ton or a trailer less than 1.8m in length are required to obtain a single use permit in advance of tipping from on of the Authority’s cash or customer first offices. Proof of residency and vehicle ownership are required.
- 4.1.2 Residents are entitled to a maximum of 6 permits in a 12 month period. To prevent abuse these are monitored on a property/vehicle basis utilising a monitoring system developed by our in-house IT department. A chargeable permit is available for residents who wish to use a small van or trailer to dispose of domestic construction/demolition waste (e.g.: kitchen units, asbestos, plasterboards and doors etc). The permits are £35 for a car derived van and trailers (less than 1.8 metres in length) and £70 for larger vans up to “ford transit size”. Vans greater than “ford transit” size, Luton vans, tippers and trailers over 1.8m in length are no longer permitted to use the sites.

4.2 Customer Feedback/Amendments

- 4.2.1 In response to customer feedback and review meetings with Customer Services Management a series of amendments to the permit scheme have been undertaken/proposed. These include:-
- Amendments to the website – to improve layout and aid understanding.
 - Availability of the permit in Welsh as well as English.
 - Amendments to the system to allow a permit to be issued for a vehicle that has been borrowed (e.g. log book and address do not match).
 - Amendments to the system to allow residents to obtain a permit to use on the day it is issued (initially a minimum of 1 days notice was required). At present this is a manual process – further IT development is required to make this fully automated.
 - Further detail on type of waste requiring disposal to be included on the permit (further IT development required).
 - Amendment to the system to allow a nominated person to dispose of waste from another person’s property within the County Borough e.g: a family member disposing of waste on behalf of a relative.
- 4.2.2 From discussions with customer service managers it is anticipated that the amendments above will alleviate the majority of complaints currently received by residents seeking to obtain a permit. Although members should note that the opening times of Customer Service Centres will be reduced later this year which will reduce the hours available for residents to collect permits.

4.2.3 A few complaints have been received from residents who have vans over 3.5 tonne, owners of 4x4 vehicles and/or trailers over 1.8 metres. As agreed in the original report to scrutiny these vehicles are commonly associated with commercial activity are not permitted on the site. Height barriers have been installed accordingly.

4.2.4 If this was changed then there would certainly be an increase in throughput, potential misuse and probably require further IT development.

4.3 Opening Hours/Closure

4.3.1 From April 2015, as part of the department's Medium Tern Financial Plan Savings, each of the Authority's 6 household waste recycling centres are closed one day per week. A maximum of two sites are closed per day with adjacent sites not being closed on the same day. All sites are open on a Saturday, with only one site Full Moon (due to its co-location with the Waste Transfer Station) being closed on a Sunday.

4.3.2 Residents were advised of the changes in advance through a variety of communication methods including signage on sites and website updates.

4.3.3 Minimal complaints have been received from residents to date and it is anticipated that these will continue to decrease as the changes become embedded. The key issue has been the closure of Full Moon on a Sunday. However, for health and safety reasons it would be difficult to close this site during the week due to it being located on the same site as the waste transfer station which is operational Monday-Friday.

4.4 Tonnage/Performance

4.4.1 There has been a significant reduction in HWRC tonnage in the first six-months of implementation of the van permit scheme compared to the same period in 2013/14.

2014/15							
Month	General	Green	Wood	Scrap	H/Core	C/board	Total
October	744.98	102.56	320.78	29.78	345.42	28.98	1572.50
November	726.88	58.52	276.68	33.94	291.86	39.26	1427.14
December	794.60	49.06	198.96	18.28	143.56	22.48	1226.94
January	813.79	44.74	264.88	38.28	236.16	35.86	1433.71
February	720.04	38.98	283.24	30.10	229.26	29.42	1331.04
March	952.88	116.76	321.96	33.64	345.12	8.74	1779.10
	4753.17	410.62	1666.5	184.02	1591.38	164.74	8770.43

2013/14							
Month	General	Green	Wood	Scrap	H/Core	C/board	Total
October	907.32	155.1	375.16	47.89	486.56	54.90	2026.93
November	862.9	125.52	354.4	37.16	391.18	42.89	1814.05
December	903.46	50.58	315.22	31.12	238.5	52.44	1591.32
January	1054.12	74.64	365.94	45.10	417.26	70.19	2027.25
February	911.98	38.22	331.72	28.52	222.84	48.90	1582.18
March	1116.48	244.74	528.98	58.20	652.80	44.40	2645.60
	5756.26	688.8	2271.42	247.99	2409.14	313.72	11687.33

4.4.2 There has been an overall reduction in tonnage from October 2014 to April 2015 of just under 3,000 tonnes compared to the same period in 2013/14. When the loss of recycling tonnage is taken into account (circa 2600 tonnes) the effect on the WG performance indicator for the 6 month period would be a reduction of 0.87%. This reduction combined with analysis of the permits issued tends to suggest that this additional waste was probably commercial waste that was being illegally disposed of at our HWRC's. The loss of this CA site recycling will need to be monitored in conjunction with other recycling tonnages as the Authority evaluates its ability to achieve the WG 58% target for 2015/16. Failure to achieve the target may attract fines of £200 per tonne for every tonne below the target level.

4.5 Fly Tipping

- 4.5.1 There has been no significant increase in fly-tipping since the introduction of the van permit scheme. In the first six months of implementation 964 instances of fly tipping were recorded. In the same period in 13/14, 1244 instances were recorded.
- 4.5.2 A letter has been received from the Caerphilly Local Access Forum outlining their concerns over the 'seemingly' increase in fly tipping. However, from analysis of the data above it appears that this has not been the case. Officers will continue to monitor the situation.
- 4.5.3 There has been an increase in fly tipping outside the front gates of some of the Household Waste Recycling Centres on the day of site closure. This is despite clear signage outlining the nearest open site and warnings that CCTV is in operation. It is anticipated that this will reduce when the changes to opening hours become more widely known. However, if this persists then we will need to consider further enforcement action with colleagues in enforcement. We have enforcement already targeting some offenders where we have found personal information in the waste deposited outside the site. In the interim it is more operationally effective to manage fly tipping in the controlled area outside the site than if it is wider spread but officers will continue to monitor the situation.

5. EQUALITIES IMPLICATIONS

- 5.1 There are no equalities implications associated with this report as the restrictions have been implemented and applied equally. In developing the van permit scheme, however, the issue of the size of disability adapted vehicles compared with cars/vans etc was taken into account when determining the categories.

6. FINANCIAL IMPLICATIONS

- 6.1 The overall reduction in tonnage of 3000 referred to above, generated a saving of £270k for the last 6 months of the financial year 14/15. This saving was not anticipated and was able to be used to offset higher than anticipated costs in respect of treatment costs for kerbside recyclables. Furthermore it is anticipated that this saving may continue for 15/16 which would deliver a contribution of £540k towards higher than budgeted costs for kerbside recyclables. The position will be monitored throughout the year.
- 6.2 It is anticipated that the reduction in opening hours will achieve the £50,000 saving in 2015/16 as set out in the MTFP.
- 6.3 If additional savings are made over and above those identified in the 2015/16 MTFP then they may be utilised to offset other budgetary pressures within the Waste Management Service.

7. PERSONNEL IMPLICATIONS

- 7.1 Any personnel implications have been managed by the reduction in staffing levels achieved via Voluntary Severance and non-filling of vacant posts.

8. CONSULTATIONS

- 8.1 The report reflects the views of the listed consultees.

9. RECOMMENDATIONS

- 9.1 That members of scrutiny support the continuation of the van permit scheme with the modifications listed in 4.2.1 and the continuation of the 1 day/week closures.

10. REASONS FOR THE RECOMMENDATIONS

- 10.1 The van permit scheme and site closures have led to a reduction in tonnage and achievement of the MTFP savings previously agreed by Council.

11. STATUTORY POWER

- 11.1 Environmental Protection Act 1990, Local Government & Housing Acts

Author: Hayley John, Principal Waste Management Officer, ext 3153
johnhm@caerphilly.gov.uk

Consultees: Nicole Scammell, Acting Director of Corporate Services & S151
Councillor Nigel George, Cabinet Member for Community & Leisure Services
Mark Williams, Head of Community & Leisure Services
Dave Titley, Customer Service Manager
Tony White, Waste Strategy & Operations Manager
Mike Eedy, Finance Manager
David Thomas, Senior Policy Officer (Equalities & Welsh Language)
Councillor Tudor Davies, Chair of Regeneration & Environment Scrutiny
Committee
Councillor Liz Aldworth, Vice Chair, Regeneration & Environment Scrutiny
Committee

This page is intentionally left blank



REGENERATION AND ENVIRONMENT SCRUTINY COMMITTEE - 30TH JUNE 2015

SUBJECT: IMPROVEMENT OBJECTIVE NO. 4 - IMPROVE AWARENESS, ACCESS, VARIETY AND USE OF LEISURE, COMMUNITY AND SPORTING FACILITIES

REPORT BY: ACTING DIRECTOR OF CORPORATE SERVICES AND SECTION 151 OFFICER

1. PURPOSE OF REPORT

- 1.1 The Local Government (Wales) Measure 2009 requires all Local Authorities in Wales to agree and publish a set of priorities that improve the life of citizens. The Wales Audit Office (WAO) use Improvement Objectives (IO) to evaluate the Councils likelihood of improvement and following that, the level of actual improvement that is achieved for the citizens of Caerphilly.
- 1.2 The Council is required to review their improvement objectives to ensure they remain relevant and current. The purpose of this report is to update Members of the review of performance for Improvement Objective No. 4 (IO4). IO4 relates to:-

“Improve awareness, access, variety and use of leisure, community and sporting facilities”.

2. SUMMARY

- 2.1 The outcome for this objective is that people in Caerphilly lead active lifestyles. This Improvement Objective is concerned with improving the sporting and leisure facilities across our County Borough. It is also about increasing the usage of our facilities. We want our County Borough to have excellent sporting and leisure facilities that encourage all parts of the community to be more active, more often.
- 2.2 The Improvement Objective has been chosen because we recognise that being physically active is an important part of leading a healthy lifestyle. Improving our sport and leisure facilities and finding innovative ways to encourage our citizens to use the facilities on offer is one way we can help support our citizens to lead healthier active lives. While there is clear medical evidence to prove that being physically active has health benefits, there is also evidence to prove that active lifestyles can improve educational attainment and tackle some of our social issues by transforming the lives of those living in our communities, particularly those in areas of deprivation.
- 2.3 This report summarises some of the excellent progress made during 2014/15 and highlights some of the areas that require further focus. The report clearly shows that significant progress has been made in improving facilities and increasing levels of participation. However, it also recognises that more is required, within current resource constraints.

- 2.4 This report also includes a “dashboard” of key performance indicators (PI’s) that are used to monitor progress against targets. Some of these PI’s are set nationally so we can benchmark and compare against other Local Authorities, while some are local PI’s to allow a monitoring of trend in performance. The attached dashboard is evidence that improvement has been made against most measures and actions are in place to further improve areas where targets have not been achieved. It should be noted that some of the indicators are collected every 2 years so progress against these indicators can be difficult to measure over the shorter term.

3. LINKS TO STRATEGY

- 3.1 The Local Government Measure 2009 requires each Local Authority to publish priorities for improvement called Improvement Objectives.
- 3.2 This Improvement Objective is aligned to Creating an Active Caerphilly, the Vision for Sport in Wales and the Single Integrated Plan.

4. THE REPORT

- 4.1 There has been positive progress against most of the actions in the Improvement Objective. The following highlights some of the actions and provides an update on performance and progress made against each action. More details are available in the attached report (Appendix 1) which provides an update on the actions listed below as well as performance indicators that detail the measures and targets that are also used to monitor progress. Some of these measures are National Indicators; some are collected through surveys (eg: school sport survey) while others are collected locally through SmartCard data. The timescales for collection of this data also varies from every 2 years to monthly.
- 4.2 It is important to collect data, however this is only one method of evaluating progress so this report also provides members with an update against each of the actions that we set ourselves for 2014/15. There are:-
- 4.3 **We will ensure all activities are in a fun and safe environment:** - Customers will continue to be more active if the activities are enjoyable and they feel safe. All activities are risk assessed and reviewed regularly to ensure they meet the needs and abilities of our customers.
- 4.4 **We will source additional investment:** - While service budgets are under pressure through the challenges of the Medium Term Financial Plan, significant grant aid has been secured to help support service and community initiatives. This grant funding has resulted in enhanced facilities and improved provision for disadvantaged groups.
- 4.5 **Develop a Leisure Facilities Strategy:** - The draft strategy has been shared with CMT and Regeneration & Environment Scrutiny Committee and a period of public consultation has come to an end. A review of the public consultation is currently underway.
- 4.6 **Engage with schools and parents to ensure children are provided with the opportunity to learn to swim by the age of 11 years:** - Significant changes have been introduced in an effort to improve current under performance, when only 53% of pupils are achieving the national standard of 25m. Pupils are now swimming at years 3 and 4 to ensure they start learning at an earlier age. All lessons are being delivered by qualified swimming teachers and the lesson delivery plan is also consistent across all leisure centres, within both schools lessons and the leisure centre swimming programmes. The introduction of this new approach will ensure that in the near future every child will be able to swim when they leave primary school.

- 4.7 **We will retain users by fully implementing a scheme that rewards loyalty and improves communication with customers:** - Customer retention is at its highest ever level with an increase from 3.2 months to 9.2 months. This compares very favourably with the industry average for retention of customers. An I.T. software package called 'Communicate' has been introduced to improve interaction between staff and customers and early signs indicate that this is having a positive impact on levels of customer enjoyment, satisfaction and retention.
- 4.8 **We will grow a skilled and passionate workforce and increase the number of volunteers:** - A comprehensive programme of continual professional development is improving the quality of our paid and voluntary workforce. The greatest impact is evident through the mentoring programme that supports coaches and volunteers beyond competence and confidence and delivery ultimately leading to increased community club membership and better participant experience.
- 4.9 **Introduce a programme to identify and support the more able and talented in sport:** - The opening of the new Centre for Sporting Excellence has provided a unique opportunity to identify and support the next generation of elite sportsmen and women. Our mission is that through our programmes we want every player to have the opportunity and support to play for Wales. A range of programmes are being delivered to ensure we achieve this mission. These programmes are being supported by Cardiff City, the Dragons and National Governing Bodies.
- 4.10 **Promote the well-being benefits of being physically active:** - New social media techniques have been introduced to improve communication message to residents. There are over 1,500 followers on twitter and 1,600 Facebook friends. Other innovative methods are being used to continually promote the benefits of an active lifestyle to our target audience.
- 4.11 **Improve pathways to reduce drop off, improve community clubs and a wider choice of activities:** - Programmes have been introduced to particularly encourage greater levels of physical activity, such as "Love our Lives" (LOL) and "Us Girls" which are very well attended and support in addressing gender imbalances in participation. The 'Positive Futures' scheme has also been launched where sport is used as a tool to engage disaffected youths in our most deprived communities. This is also a multi agency partnership scheme involving the Police, Community Safety, Community First and other partners working collaboratively to achieve a common goal.
- 4.12 **Support sustainable Community Clubs through the "Thriving Clubs" scheme:** - This scheme has probably been one of the most successful over the year. Community clubs have received intensive support to help grow the infrastructure, increase capacity and increase participation and membership. Some clubs have seen their membership triple in numbers. One example is Rhymney Valley Athletic Club that was on the brink of folding with only 10 members 6 months ago to now having over 100 registered members training and competing on a weekly basis. The "Thriving Clubs" scheme will now need to be expanded to support more Community Sports clubs. It is hoped this will contribute to improving the performance indicator for Sports Club participation.
- 4.13 **Invest in improving facilities for customers:** - Significant improvements to our facilities have enhanced the customer experience. Examples include; a new group cycle studio, updated changing rooms and external decoration at Heolddu Leisure Centre; Risca Leisure Centre improvements include a new fitness and health suite and group cycling studio. A new functional fitness room at Caerphilly Leisure Centre.

5. EQUALITIES IMPLICATIONS

- 5.1 There are no equalities implications associated with this report as actions to achieve the overall objective seek to address inequalities in level of provision

6. FINANCIAL IMPLICATIONS

- 6.1 There are no direct financial implications associated with this report, although it must be recognised that the Medium Term Financial Plan will continue to present challenges.

7. PERSONNEL IMPLICATIONS

- 7.1 There are no personnel implications associated with this report.

8. CONSULTATIONS

- 8.1 The views of listed consultees have been incorporated in this report

9. RECOMMENDATIONS

- 9.1 Members are asked to note the content of the report and provide comments on progress achieved over the year of this Improvement Objective No. 4.

10. REASONS FOR THE RECOMMENDATIONS

- 10.1 To provide Members with regular updates on progress with Improvement Objective No. 4 and ensure that the Council undertakes effective scrutiny for monitoring performance.

11. STATUTORY POWER

- 11.1 The Local Government Measure 2009. Local Government Acts.

Author: Craig Nowell, Business and Performance Manager
nowelc@caerphilly.gov.uk Tele: 01495 235289

Consultees: Mark S. Williams, Head of Community & Leisure Services
Nicole Scammell, Acting Director of Corporate Services & Section 151 Officer
Councillor Nigel George, Cabinet Member for Community and Leisure Services
Lisa Howse, Performance Management Officer
Jeff Reynolds, Sport and Leisure Facilities Manager
Jared Lougher, Sport and Leisure Development Manager
Councillor Tudor Davies, Chair of Regeneration & Environment Scrutiny Committee
Sian Pugh, Divisional Performance Management & Quality Officer

Appendices:
Appendix 1 Performance Dashboard

Improvement Objectives

IO4 - Improve awareness, access, variety and use of leisure, community and sporting facilities in our borough.

Outcomes:

The key outcome for this objective is, that people in Caerphilly lead active lifestyles. The vision is to get more people, more active, more often.

People would be clearly aware of what leisure facilities and programmes of activity were available for them across our county borough.

New sporting facilities would be built that cater for all sections of the community.

All facilities would be maintained to an excellent standard and people would have a choice of good quality facilities and programmes to suit their individual needs or desires.

The number of people visiting our sports and leisure facilities would increase.



A greener place to live, work and visit
Man gwyrdach i fyw, gweithio ac ymweld



Improvement Objectives

IO4 - Improve awareness, access, variety and use of leisure, community and sporting facilities in our borough.

2013/14 End of Year Progress Summary

We assessed this objective and judged it to be **successful** for the year 2013/14.

2014/15 End of Year Progress Summary

Good progress has been made against all the actions and we assess it as **partially successful** against the improvement objective overall.

What have we done well over the last 12 months?

Areas that have been particularly successful is the Regional collaboration through the Active Gwent model, one area of this work is 'Thriving Clubs' this scheme provided focussed support for Community Clubs and resulted in a significant increase in the number of members participating and improvements in the quality of provision.

The number of customers using our Leisure Centres are at an all time high with direct debit membership of regular users at record levels. This is as a result of a variety of initiatives introduced to improve provision, increase usage, provide flexible payment options and enhance the customer experience.

We have made significant investments in improving facilities across the service. To date these include;

- A new spinning studio, an updated changing room and external re-decoration at Heolddu Leisure Centre
- A new Fitness Suite and a Health Suite at Risca Leisure Centre
- A new gym at Newbridge Leisure Centre
- We have re-used other surplus gym equipment at Sue Noakes Leisure Centre to provide a fitness facility that was not available at this centre previously.

Significant grant aid has been secured to support community groups for 15/16. However, future grant investment through Sport Wales is under review and alternative delivery methods are being considered for 16/17 & 17/18

Evidence from the mentoring programme is proving how influential this scheme is by the confidence and competence of staff, coaches and volunteers. If we are to increase the number of people being physically active we also need to increase the number and quality of coaches and volunteers. This is an example of excellent practice that is now being rolled out across Wales.

Improvement Objectives

IO4 - Improve awareness, access, variety and use of leisure, community and sporting facilities in our borough.

What areas do we need to improve on? and how are we going to do it?

The main area to focus on improvement is our aquatic provision, particularly the school swimming and lesson programme. We have introduced new initiatives that will have positive results over the longer term. This year has seen the phased introduction of our new intensive lesson programme.

This programme has been very successful at 5 of our 6 pools with the average % of children 11yrs of age running at 63% for these 5 pools, which shows good progress and on target for this year. Our focus will be on significant improvement, targeted support and development where required to help all 6 pools improve their performance during 2015/16.

There will be some difficult decisions required over coming years regarding leisure facility provision. The Sport & Leisure Services facilities strategy will ensure consistency and clarity of approach and provide an evidence base for robust and consistent decision making.

IO4 - Improve awareness, access, variety and use of leisure, community and sporting facilities in our borough.

Actions

Title	Comment	RAG	Overall Status	% Complete
01. We will ensure all activities are in a fun and safe environment	We take the safety of our customers seriously, accident trends are recorded and actioned as appropriate. All our activities are risk assessed and reviewed through the Health & Safety Group. Safeguarding update training was delivered for all staff December 2014.	🟢	Complete	100
02. We will source additional investment	Significant grant aid has been secured to support community groups for 15/16. However, future grant investment through Sport Wales is under review and alternative delivery methods are being considered for 16/17 & 17/18	🟢	Complete	100
03. Develop a Leisure Facilities Strategy (to inform priority investment in sports and leisure facilities)	The Leisure Facilities Strategy has been shared with CMT and Members and the period of public consultation has come to an end. Approval for the formal adoption of the strategy is being sought at present.	🟡	In Progress	80
04. Engage with schools and parents to ensure children are provided the opportunity to learn to swim by the age of 11 years (through the delivery of the Learn 2 Swim scheme)	A draft Aquatics action plan has been developed to support the improvements we need to make to achieve our aim of 'more swimmers, better swimmers'.	🟡	In Progress	80
05. We will retain users by fully implementing a scheme that rewards customer loyalty and improves communication with customers	Our customer retention has improved with our best retention in recent years, up from 3.2 months to 9.2 months. This year we purchased the retention package software called 'Communicate'. All staff members are now using analysis from Communicate to further enhance our engagement with our customers.	🟡	In Progress	80
06. We will grow a skilled and enthusiastic workforce (includes coaches, tutors and volunteers) and increase the number of volunteers	We are continuing to deliver both formal and informal CPD training for staff through a number of different channels. We have implemented a Performance Wheel across the service and quarterly 1-1's and annual PDR's are completed with all staff. We have also rolled out a mentoring scheme this year and we are using specialist software to capture and report training and CPD activity and maintain staff profiles.	🟡	In Progress	80
07. Introduce a programme to identify and support those who are more able and talented in sport	More Able and Talented programmes have been implemented. For example; Cardiff City Football Club is now using the Centre for Sporting Excellence in Ystrad Mynach as an Advanced Coaching Centre and an Advanced Development Centre. This programme provides a pathway for the More and Able and Talented in Football across Caerphilly	🟡	In Progress	80
08. Promote the well-being benefits of being physically active	We are using social media to communicate with our users and we have over 1,500 followers through Twitter and 1,590 Facebook friends.	🟡	In Progress	50
09. We will improve pathways to reduce drop off, improve community links and a wider choice of activities	This year we introduced the LOL (Love Our Lives) programme to help reduce drop off in participation amongst women and girls. We are also working in partnership with Street Games so that over the next 12 months we can deliver the best opportunities for residents of Caerphilly. Also, along with the Police and Education, we launched the Positive Futures scheme which is a referral programme to engage disaffected youth in sport and active recreation.	🟡	In Progress	80
10. We will support sustainable community clubs through 'Thriving Clubs' scheme	Our outreach work continues to develop formal links to National Governing Bodies for additional funding streams to support Community Clubs. We have also targeted working with 'Thriving clubs', community clubs that can grow and support participation. This is now being implemented across the Active Gwent region.	🟡	In Progress	70
11. We will invest in improving facilities for customers	We have made significant investments in improving facilities across the service. To date these include; - A new spinning studio, an updated changing room and external re-decoration at Heolddu Leisure Centre - A new Fitness Suite and a Health Suite at Risca Leisure Centre - A new gym at Newbridge Leisure Centre and we have re-used other surplus gym equipment at Sue Noakes Leisure Centre to provide a gym facility that was not available at this centre previously.	🟡	In Progress	80

IO4 - Improve awareness, access, variety and use of leisure, community and sporting facilities in our borough.

How much did we do?

Title	Actual	Target	Intervention	RAG	Result 12 Months Ago	Comment
Number of free swim sessions - children aged 16 yrs and under	25210.00	28522.00	27666.00	-	24710	There was a reduction in the number of 'free swims' during the Summer holiday period. This is due in the main to the new Learn to Swim programme running 50 weeks of the year at Newbridge this August and has resulted in a 50% lower programme offered to public swimming at the site and therefore less free public swims. Even with this reduction in the amount of free public swimming at Newbridge the leisure centre and all other pools are offering at least the minimum requirement of 'free' pool time as per WG guidelines. Risca Leisure Centre also ran a week long Aquacise course which again reduced the available public swimming times compared to the previous year
Number of free swim sessions - adults aged 60 yrs and above	45213.00	46320.00	44930.00	↑	42544	Continued to perform above last years actual Following customer feedback at Caerphilly and Cefn Fforest we have amended our early morning opening times. This has resulted in a noticeable increase in 60+ swims at these centres. Newbridge is currently undergoing a customer engagement process to establish if there is demand for a similar change to opening times.

Page 63

How well did we do it?

Title	Actual	Target	Intervention	RAG	Result 12 Months Ago	Comment
02. LCS002b - Number of visits to indoor & outdoor sport facilities per 1,000 population	7773	8184	8084	↓	7553.67	This is an improvement on 2013/14 performance. The service did not meet the anticipated target due to a decrease in users to Outdoor Facilities and a further change to WG NSI guidance. 2015/16 target will need to be reviewed due to the changes to NSI guidance.
Number of Visitors to Sport Caerphilly Activities	90598	83000	82300	-	86629	Sport Development have exceeded the 2014 - 2015 annual cumulative target by over 9%, which is an exceptional achievement for the department. Performance is also up on 2013-2014 figures with nearly 4000 extra participants (4.6%) attending sporting opportunities in CCBC.
Number Smartcard Holders	123709	122000	118340	↓	112797	The introduction of a 'Smart Rewards' scheme and the launch of the new Caerphilly Library have increased awareness of SmartCard customer benefits which has resulted in current high performance.

IO4 - Improve awareness, access, variety and use of leisure, community and sporting facilities in our borough.

Is anyone better off?

Title	Actual	Target	Intervention	RAG	Result 12 Months Ago	Comment
% Children age 11 yrs able to swim 25 meters	53.00	63.50	60.00	-	58	The 53% achieved this year is well under the national target and has decreased from last year. This year has seen the phased introduction of our new intensive lesson programme. This programme has been very successful at 5 of our 6 pools with the average % of children 11yrs of age running at 63% for these 5 pools, which shows good progress and on target for this year. Our focus will be on significant improvement, support and development where required to help all 6 pools improve their performance during 2015/16. Target of 91% to be achieved by 2020.
% Pupils achieving level 5 in KS3 PE assessments		84.50	83.00		82.30	Results expected July 2015
% Pupils in school years 3-6 who report participation in a Sports Club	78.90	88.00	83.00	-	78.90	It is evident that while there appears to be a high number of pupils engaged in clubs outside of school, we have not achieved the overly ambitious target and there needs to be a focus on increasing community engagement. Results are from 2013/14 biennial School Sport Survey.
% Pupils in school years 7-11 who report participation in a Sports Club	69.50	73.00	70.00	-	69.5	It is evident that while there appears to be a high number of pupils engaged in clubs outside of school, we have not achieved the overly ambitious target and there needs to be a focus on increasing community engagement. Results are from 2013/14 biennial School Sport Survey.
% School years 3 - 6 participating in sport 3 times per week	41.00	30.00	27.00	-	41	Results are from 2013/14 biennial School Sport Survey.
% School years 7 - 11 participating in sport 3 times per week	38.00	35.00	32.00	-	38	Results are from 2013/14 biennial School Sport Survey.
% Young People attending 30 or more sessions in an academic year	11.94	10.00	8.00	↑	7.96	
Number of people participating in the health referral scheme	1163.00	840.00	814.00	-	910	An increase of 323 at end of year in Exercise Referral is due to a programme and activity review in October 2014. New class timetable has enabled the service to support more participants.



REGENERATION AND ENVIRONMENT SCRUTINY COMMITTEE – 30TH JUNE 2015

SUBJECT: REVENUE BUDGET 2015/ 2016 ENVIRONMENT DIRECTORATE

REPORT BY: ACTING DIRECTOR OF CORPORATE SERVICES AND SECTION 151 OFFICER

1. PURPOSE OF REPORT

- 1.1 To provide information to Members on the revenue budget for 2015/2016 for Environment Directorate, including Regeneration, Planning & Economic Development Division, Engineering Division, Public Protection Division and Community & Leisure Services Division.

2. SUMMARY

- 2.1 The report summarises the budget for the above services for the financial year 2015/2016.
- 2.2 It attaches, as appendices 1a to 1d, the summary budget for the services outlined in paragraph 1.1 above.

3. LINKS TO STRATEGY

- 3.1 The content of the report is in accordance with the budget strategy considered and approved by the Council at its meeting of 25th February 2015.
- 3.2 The budget figures outlined in this report assist in meeting the ambition of the Authority to build better communities by building better public services, building better lifestyles, building a vibrant economy and building Futures Changing Lives.
- 3.3 Budget management itself is in accordance with the corporate theme of Delivering the Strategies.

4. THE REPORT

4.1 INTRODUCTION

- 4.1.1 At the meeting of the Council on the 25th February 2015, the budget for 2015/2016 was considered and approved. The report outlined the Welsh Government (WG) rate support grant (RSG) settlement, the general economic climate, Authority wide inflationary and general cost pressures, identified corporate growth and growth to individual service Directorates and also the required need to apply budget savings in 2015/2016 as part of the 2015/2018 Medium Term Financial Plan (MTFP).

- 4.1.2 The budget strategy of the Environment Directorate includes a number of budgetary changes agreed by Council, which are summarised in the table below and incorporated in the budget pages attached in appendix 1a to 1d.
- 4.1.3 As outlined in table 1 below and in line with the MTFP, the Environment Directorate identified MTFP savings of £3,861k allocated across the four Service Divisions including £1,169k savings identified in relation to the early implementation of Prosiect Gwyrdd. These savings represent 7.2% of the net controllable revenue budgets of Environment Services. The detailed list of savings are shown in appendix 2 attached. In addition Corporate MTFP savings in relation to casual mileage of £18.6k have been applied to Service Divisions.
- 4.1.4 The Directorate did not receive any direct budget growth for 2015/2016, although £240k growth has been held corporately as a waste management contingency to be released in year if required. Additional budget of £93k has been allocated to the Directorate revenue budgets in relation to increases in the living wage, primarily in relation to Catering services and Building Cleaning services.

The table also summarises the general budget adjustments for inflation, centralised budgets and transferred funding to Welsh Government.

Overall, the Environment Directorate net controllable budget for 2015/2016 has reduced by £2.742million compared to 2014/2015.

	ENGINEERING	REGENERATION & PLANNING	COMMUNITY & LEISURE	PUBLIC PROTECTION	GENERAL
	£000	£000	£000	£000	£000
Estimate 2014/2015	21,140	4,932	20,383	7,269	(197)
Inflation	310	64	326	126	(3)
Living Wage	0	1	61	31	0
RSG Transfers : Feed Safety Controls				(30)	
Budget Growth	0	0	0	0	0
MTFP Budget Savings					
Service Savings	(985)	(622)	(2,137)	(117)	0
Casual mileage	(3)	(6)	(4)	(6)	0
Other Adjustments:					
Base budget transfer landfill tax			240		
Other Corporate budget transfers	4	0	4	4	0
Re-allocated vacancy management savings	(31)	(31)	(94)	(44)	200
Budget Reduction	(705)	(594)	(1,604)	(36)	197
Estimate 2015/2016	20,435	4,338	18,779	7,233	0

4.2 ENGINEERING SERVICES

- 4.2.1 Engineering Service Division estimates for 2015/2016 do not include any budget growth. As noted in table 1 paragraph 4.1.3 above, the estimate does include budget reductions for service related MTFP savings of £985k and corporate savings in relation to mileage of £3k. The service related MTFP savings are detailed in appendix 2.
- 4.2.2 The Highway Infrastructure / Roads Maintenance budget for 2015/16 includes an allocation of £400k Deprivation Grant this is consolidated into the Divisions base budget. A separate report on this agenda deals with the 2015/16 Highway Infrastructure revenue budget and the street lighting budget in more detail.
- 4.2.3 The Engineering Division estimates for 2015/2016 includes ring fenced budgets in relation to home to school transport (£6.592million) and social services transport (£1.396million) which represent 37% of the overall Engineering budget. Any year end budget over or under spends in relation to these specific services will be identified separately and transferred back to Education & Leisure Directorate and Social Services Directorate.

4.3 REGENERATION PLANNING & ECONOMIC DEVELOPMENT

- 4.3.1 The Division has not received any specific service budget growth in 2015/2016.
- 4.3.2 The estimate for 2015/2016 includes budget reductions for service related MTFP savings of £622k and corporate savings in relation to mileage of £6k. The service related MTFP savings are detailed in appendix 2.
- 4.3.3 The planning application fee income budget for 2015/2016 is £561k and the building control fee income budget is £307k. It should be noted that the amount income generated from planning applications and building control fees is susceptible to changes in the general economic climate and the building industry in particular and actual income generated will be monitored closely against the budget targets set.
- 4.3.4 Rural Development Plan schemes will continue during 2015/16 financial year, as new European grant funding has been secured with funding in 2015/2016 budgeted at £262k.
- 4.3.5 Community First grant funding of £3.36million has been secured for 2015/2016.

4.4 PUBLIC PROTECTION

- 4.4.1 The Division has not received any specific service budget growth in 2015/2016. Catering services has however received additional £31k budget to fund increases in the living wage.
- 4.4.2 The estimate for 2015/2016 includes budget reductions for service related MTFP savings of £117k and corporate savings in relation to mileage of £6k. The service related MTFP savings are detailed in appendix 2.
- 4.4.3 The Licensing fee income budget has been set at £337.3k and the Registration services fees & charges budget has been set at £197k, income generation in these services can be subject to variation and will be monitored closely.
- 4.4.4 Grant funding in 2015/2016 for Community Safety initiatives includes funding from the Office of the Police & Crime Commissioner's (OPCC) of £62k and Youth Crime Prevention Funding of £280k. Grant in relation to Substance Misuse Action Fund (SMAF) is now allocated directly to the Gwent Substance Misuse Area Planning Board, with Newport County Council acting as lead Authority.
- 4.4.5 Trading Standards has a budget reduction of £30,000 in relation to animal feed safety controls as the funding has been transferred back to WG and also animal health grant of £6,000 will cease in December 2015.

4.4.6 Additional Outcome Agreement grant of £50k in relation to Community Safety is included in the estimates for 2015/2016.

4.5 COMMUNITY & LEISURE SERVICES

4.5.1 The 2015/2016 budget includes £240k originally allocated in 2014/2015 for landfill tax increases, which was held corporately but has now been transferred to waste management services. Additional budget growth of £240k has also been provided in 2015/2016 as a waste management contingency for service related budget pressures in relation to waste management particularly recycling treatment, but this budget is held corporately and will be allocated to the Division during the year if required.

4.5.2 The estimate for 2015/2016 includes budget reductions for service related MTFP savings of £2,137k including £1,169k in relation to the early implementation of Prosiect Gwyrdd and corporate savings in relation to mileage of £4k. The service related MTFP savings are detailed in appendix 2.

4.5.3 Sustainable Waste management grant allocation from WG has been reduced by £110k to £3,340 million this grant has been reducing steadily over recent years, reducing by £440k since 2010/2011.

4.5.4 The Community & Leisure Division continues to review waste management & recycling strategies including residual waste and recycling collection regimes, residual waste disposal & treatment and recycling and organic treatment. The partnership project in relation to Prosiect Gwyrdd (residual waste) forms a vital part of this strategy.

4.5.5 Building Cleaning services has received additional funding of £60k for increases in the living wage.

5 EQUALITIES IMPLICATIONS

5.1 There are no potential equalities implications of this report and its recommendations on groups or individuals who fall under the categories identified in Section 6 of the Council's Strategic Equality Plan. There is no requirement for an Equalities Impact Assessment Questionnaire to be completed for this report.

6. FINANCIAL IMPLICATIONS

6.1 This report deals with the financial issues.

7. PERSONNEL IMPLICATIONS

7.1 Included in the Service Division budget savings summarised in the report and detailed in appendix 2 are savings in relation to staff restructures and vacancy management.

8. CONSULTATIONS

8.1 There are no consultation responses, which have not been included in this report.

9. RECOMMENDATIONS

9.1 Members are requested to note the contents of this report and the detailed budget pages that follow.

10. REASONS FOR THE RECOMMENDATIONS

10.1 To enable the achievement of the Service Divisions' objectives for 2015/2016.

11. STATUTORY POWER

11.1 Local Government Acts 1998 and 2003.

Author: Mike Eedy, Finance Manager (Environment Directorate) Tel 01495235413
E – Mail eedyp@caerphilly.gov.uk

Consultees Councillor D.T Davies Chair Regeneration & Environment Scrutiny Committee
Councillor Mrs E.M Aldworth Vice Chair Regeneration & Environment Scrutiny Committee
Councillor, K. James, Cabinet Member Regeneration, Planning & Sustainable Development
Councillor, D. Poole Cabinet Member Community & Leisure Services
Councillor T. Williams Cabinet Member Highways, Transportation & Engineering
Chris Burns, Interim Chief Executive
Dave Street, Director of Social Services
Sandra Aspinall, Acting Deputy Chief Executive
Pauline Elliott, Head of Regeneration & Planning
Robert Hartshorn, Head of Public Protection
Terry Shaw, Head of Engineering Services
Mark S Williams Head of Community & Leisure Services
Nicole Scammell, Acting Director of Corporate Services
Tony Maher, Assistant Director Planning & Strategy
Steve Harris, Interim Head of Corporate Finance
Cheryl Jeremic, Acting Group Accountant
Rose Shears, Finance Officer
Jane Southcombe, Financial Services Manager
Dave Roberts, Group Accountant
Paul Adams, Senior Assistant Accountant

Background Papers:

Divisional budget papers 2015/2016.

Appendices:

Appendix 1A Revenue Budget – Engineering Services
Appendix 1B Revenue Budget – Regeneration, Planning and Economic Development
Appendix 1C Revenue Budget – Public Protection
Appendix 1D Revenue Budget – Community and Leisure Services
Appendix 2 Environment Directorate – MTFP Savings 2015/16

Links to other Documents:

Minutes Council Meeting 25/2/2015: Budget Proposals 2015/16
Agenda Item No. 4

This page is intentionally left blank

<i>DIRECTORATE OF THE ENVIRONMENT</i>	Page No	Estimate 2014/2015	Revised Estimate 2014/2015	Estimate 2015/2016
<u>ENGINEERING DIVISION</u>				
HIGHWAY OPERATIONS				
Gross Expenditure		11,181,594	11,288,568	10,492,586
Grants, Fees & Charges and Other Income		(379,241)	(379,241)	(377,300)
Net Expenditure		10,802,353	10,909,327	10,115,286
ENGINEERING PROJECTS GROUP				
Gross Expenditure		1,332,114	1,332,114	1,088,126
Fees & Charges and Other Income		(1,455,116)	(1,455,116)	(1,217,101)
Net Expenditure		(123,002)	(123,002)	(128,975)
TRANSPORT ENGINEERING				
Gross Expenditure		1,805,970	1,805,970	1,725,711
Grants, Fees & Charges and Other Income		(1,092,706)	(1,092,706)	(1,018,785)
Net Expenditure		713,264	713,264	706,926
PASSENGER TRANSPORT				
Gross Expenditure		5,366,128	5,366,128	5,409,343
Grants, Fees & Charges and Other Income		(3,526,950)	(3,526,950)	(3,601,788)
Net Expenditure		1,839,178	1,839,178	1,807,555
HOME TO SCHOOL TRANSPORT				
Gross Expenditure		6,495,958	6,511,413	6,592,696
Grants, Fees & Charges and Other Income		0	0	0
Net Expenditure		6,495,958	6,511,413	6,592,696
SOCIAL SERVICES TRANSPORT				
Gross Expenditure		1,391,373	1,391,373	1,410,318
Grants, Fees & Charges and Other Income		(14,210)	(14,210)	(14,210)
Net Expenditure		1,377,163	1,377,163	1,396,108
ENGINEERING - GENERAL (Expenditure only)		199,066	199,066	121,081
Engineering Division		21,303,980	21,426,409	20,610,677
Network Contracting Services (NCS)		(163,589)	(163,589)	(175,992)
TOTAL EXPENDITURE ENGINEERING SERVICES		21,140,391	21,262,820	20,434,685
CENTRAL SUPPORT SERVICE APPORTIONMENT		505,205	512,783	512,783
PONTLLANFRAITH CORPORATE BUILDING APPORTIONMENT		103,931	102,708	103,931
NET EXPENDITURE ENGINEERING SERVICES		21,749,527	21,878,311	21,051,399

This page is intentionally left blank

<i>DIRECTORATE OF THE ENVIRONMENT</i>	Page No	Estimate 2014/2015	Revised Estimate 2014/2015	Estimate 2015/2016
<u>REGENERATION, PLANNING & ECONOMIC DEVELOPMENT</u>				
<i>ECONOMIC DEVELOPMENT AND TOURISM</i>				
Business Development		1,255,011	1,291,085	1,127,241
Business Urban Renewal		303,802	303,802	266,211
Tourism Events		149,980	149,980	119,730
European Affairs		84,550	84,550	77,485
Commercial Properties		(857,610)	(857,610)	(929,479)
Tourism Venues		1,034,900	1,036,105	987,967
Community Regeneration		243,044	278,044	172,223
Community First Expenditure		3,076,523	3,076,523	3,360,924
Community First Grant Funding		(3,076,523)	(3,076,523)	(3,360,924)
Blackwood Miners Institute		297,957	306,283	296,448
Arts Development		143,111	143,111	144,994
		2,654,745	2,735,350	2,262,820
<i>PLANNING</i>				
Countryside and Landscape		1,343,905	1,389,166	1,264,322
Strategic Planning and Urban Renewal		373,780	373,780	381,296
Development		456,896	456,896	348,073
Building Control		(23,268)	(12,896)	(44,257)
Land Charges		(14,554)	(14,554)	(15,338)
Corporate and Democratic Core		140,319	140,319	141,045
		2,277,078	2,332,711	2,075,141
<i>TOTAL NET BUDGET</i>				
		4,931,823	5,068,061	4,337,961
CENTRAL SUPPORT SERVICE APPORTIONMENTS				
		999,923	1,014,922	1,014,922
CORPORATE BUILDINGS APPORTIONMENTS				
		134,956	133,337	134,956
		6,066,702	6,216,320	5,487,839

This page is intentionally left blank

<i>DIRECTORATE OF THE ENVIRONMENT</i>	Page No	Estimate 2014/2015	Revised Estimate 2014/2015	Estimate 2015/2016
<i>PUBLIC PROTECTION DIVISION</i>				
<i>TRADING STANDARDS</i>				
Expenditure		924,938	924,938	792,186
Income		(117,513)	(117,513)	(21,311)
Net Expenditure		807,425	807,425	770,875
<i>LICENSING</i>				
Expenditure		359,468	359,468	368,276
Income		(341,201)	(341,201)	(341,201)
Net Expenditure		18,267	18,267	27,075
<i>REGISTRARS</i>				
Expenditure		276,883	276,883	281,991
Income		(198,000)	(198,000)	(209,200)
Net Expenditure		78,883	78,883	72,791
<i>CCTV</i>				
Expenditure		644,729	644,729	635,086
Income		(130,017)	(130,017)	(135,091)
Net Expenditure		514,712	514,712	499,995
<i>COMMUNITY WARDENS</i>		355,478	355,478	363,821
<i>COMMUNITY SAFETY</i>		140,733	150,733	143,015
<i>SAFER CAERPHILLY - COMMUNITY SAFETY PARTNERSHIP</i>				
Expenditure		389,734	389,734	371,634
Income		(389,734)	(389,734)	(371,634)
Net Expenditure		0	0	0
<i>CORPORATE AND DEMOCRATIC COSTS (CDC)</i>		33,166	33,166	34,680
<i>HEALTH DIVISIONAL BUDGET</i>				
Expenditure		291,053	291,053	314,687
Income		(7,105)	(7,105)	(8,000)
Net Expenditure		283,948	283,948	306,687
<i>HEALTH IMPROVEMENT</i>				
Expenditure		293,149	293,149	218,445
Income		(137,304)	(137,304)	(141,355)
Net Expenditure		155,845	155,845	77,090
<i>ENFORCEMENT</i>				
Expenditure		762,550	762,624	671,557
Income		(124,132)	(124,132)	(53,178)
Net Expenditure		638,418	638,492	618,379
<i>POLLUTION</i>				
Expenditure		364,012	364,012	368,265
Income		(24,847)	(24,847)	(25,565)
Net Expenditure		339,165	339,165	342,700
<i>FOOD TEAM</i>				
Expenditure		575,434	575,434	567,916
Income		(20,000)	(20,000)	(13,000)
Net Expenditure		555,434	555,434	554,916
<i>EMERGENCY PLANNING</i>				
Net Expenditure		138,772	138,772	139,735
<i>CATERING</i>				
Expenditure		7,240,064	7,240,064	7,402,273
Income		(4,031,576)	(4,031,576)	(4,120,690)
Net Expenditure		3,208,488	3,208,488	3,281,583
<i>TOTAL NET EXPENDITURE</i>		7,268,734	7,278,808	7,233,342
<i>CENTRAL SUPPORT SERVICE APPORTIONMENTS</i>		901,070	914,586	914,586
<i>CORPORATE BUILDINGS APPORTIONMENTS</i>		163,858	163,501	175,873
		8,333,662	8,356,895	8,323,801

This page is intentionally left blank

<i>DIRECTORATE OF THE ENVIRONMENT</i>	Page No	Estimate 2014/2015	Revised Estimate 2014/2015	Estimate 2015/2016
<u>COMMUNITY & LEISURE SERVICES</u>				
WASTE MANAGEMENT				
<i>Residual Waste</i>		3,973,450	4,218,211	2,948,019
<i>Organics recycling</i>		1,859,244	1,870,777	1,621,620
<i>Civic Amenity Sites</i>		2,579,620	2,581,035	2,676,490
<i>Waste Transfer Station</i>		178,958	178,958	152,550
<i>Dry Recycling</i>		2,330,596	2,342,341	2,701,763
<i>Bulky Waste</i>		253,682	254,574	130,993
<i>Commercial Waste</i>		(56,697)	(56,697)	(482,744)
<i>Other Waste</i>		69,019	69,019	70,054
<i>Treher</i>		177,297	177,297	178,246
<i>Sustainable Waste Management Grant</i>		(3,449,586)	(3,449,586)	(3,339,603)
<i>HQ Staff</i>		1,463,477	1,472,181	1,423,408
CLEANSING				
<i>Public Conveniences</i>		96,715	96,715	89,615
<i>Street Cleansing</i>		4,075,558	4,120,309	4,126,042
GROUND MAINTENANCE AND PARKS				
<i>Cemeteries</i>		251,221	251,221	215,978
<i>Allotments</i>		37,297	37,297	37,856
<i>Parks and Playing Fields</i>		1,596,054	1,604,711	1,492,238
<i>Playgrounds</i>		276,351	276,351	272,270
<i>Outdoor facilities</i>		347,457	347,457	292,877
<i>Housing Ground Maintenance</i>		245,594	245,594	249,278
<i>Community Assets Funding</i>		0	55,000	
<i>HQ Staffing</i>		1,040,455	1,040,455	1,060,205
LEISURE SERVICES				
<i>Leisure Centres</i>		2,527,484	2,527,484	2,344,883
<i>Sports & Health Development</i>		96,285	96,285	92,437
<i>Outdoor Education</i>		182,328	182,328	148,584
<i>Community & Leisure Services Divisions</i>		20,151,859	20,539,317	18,503,059
<i>Building Cleaning</i>		278,327	278,327	326,077
<i>Vehicle Maintenance & Fleet Management</i>		(46,957)	(35,930)	(50,421)
<i>Total net expenditure Community & Leisure Services</i>		20,383,229	20,781,714	18,778,715
CENTRAL SUPPORT SERVICE APPORTIONMENTS		1,052,580	1,068,369	1,068,370
CORPORATE BUILDINGS APPORTIONMENTS		54,544	53,891	54,544
		21,490,353	21,903,974	19,901,629

This page is intentionally left blank

ENVIRONMENT DIRECTORATE 2015/2016 MTFP SAVINGS APPLIED		2015/2016 MTFP Savings £000
REGENERATION, PLANNING & ECONOMIC DEVELOPMENT		
Removal of Bargoed ice rink from December 2015.		20
Community Regeneration - Area Forum Budget removal. Utilise reserves of £162k over next few years		72
Other General Savings Approved		
Business Development - 1 No. grade 10 post vacant.		50
Business Development - Cut in subscriptions budget.		10
Business Urban Renewal - 1 No. grade 9 post vacant.		41
Tourism Events - 1 No. grade 9 post vacant.		41
Tourism Events - increase in fees & sponsorship.		15
Tourism Events - Reduce advertising by 16%.		20
Tourism Events - 0.2 FTE Vacant post.		14
European Affairs - 2 No. retirements have led to a redistribution of duties.		7
Commercial Properties - Continuing trends re increased income. Already achieved during 14/15		50
Tourism Venues - Cwmcarn Forest. Increased income trends		15
Tourism Venues - Winding House - Museum & Heritage Service. Reduced operating costs and cost saving		15
Tourism Venues - Caerphilly Tourist Info. Centre & Café. Increased income trends		16
Tourism Venues - Llancaiach Fawr. Increased income trends		14
Blackwood Miners Institute - Increased income is considered realistic following refurbishment.		5
Countryside and Landscape - Reduce Public Rights of Way maintenance budget by 30%. External contractor work reduced which will partly be covered by in house staff		25
Countryside and Landscape - Ecology team - replace vacant staff member post with a trainee post.		3
Countryside and Landscape - Environmental/Derelict Land Budget reduction of 18%. External contractor work reduced which will partly be covered by in house staff		10
Countryside and Landscape - Country Parks & Countryside Management. budget realignment in relation to materials and maintenance		15
Countryside and Landscape - Rural Dev. Prog - reduction in match funding. Anticipated match funding required is anticipated to reduce for 2015/16		11
Countryside and Landscape - Sustainable dev. projects. Anticipated increase income via solar schools work and increased internal funding		13
Countryside and Landscape - Section 106 management payments. Income from Sirhowy Enterprise Way S. 106 agreement		13

ENVIRONMENT DIRECTORATE 2015/2016 MTFP SAVINGS APPLIED		2015/2016 MTFP Savings
Strategic Planning and Urban Renewal - Dev. management & strategic planning. deletion of post of planning student/trainee planner		21
Development - Reorganise development management. Deletion of 2 No. vacant posts of team leader (grade 12 and senior planner grade 10 part time)		96
Building Control - Replace one team leader post with post of building inspector. Possible due to likely retirement of team leader		10
TOTAL REGENERATION, PLANNING & ECONOMIC DEVELOPMENT		622

ENVIRONMENT DIRECTORATE 2015/2016 MTFP SAVINGS APPLIED		2015/2016 MTFP Savings
ENGINEERING DIVISION		
Highways Operations - Street Lighting energy. Full year saving £450k		100
Highways Operations - Reduction in planned carriageway resurfacing budget (20% of budget).		300
Highways Operations - Reduction in planned footway resurfacing budget (12% of budget).		60
Highways Operations - Gully Reed Bed recycling. increase income by promoting facility to other authorities and private sector		10
Highways Operations - Reduce highways reactive maintenance budget by 4%.		50
Highways Operations - Reduce highway/land drainage planned maintenance budget by 11%		30
Highways Operations - Gritting Route Optimisation		60
Highways Operations - Reduce aids to move budget by 25% (road markings/signs/crossing points).		25
Highways Operations - Reduction in highways/land drainage reactive maintenance budget by 4%.		20
Highways Operations - Reduction in structures and retaining walls budget by 10%.		50
Highways Operations - Remove financial support for Christmas lighting in towns and villages.		35
Highways Operations - Highways adoption and agreement fees. Increase in fees by 10%		15
Transport Engineering - Cease holding events in pay & display car park sites. Events leads to loss of car park income		20
Passenger Transport - Concessionary pass replacements. Increase charges - currently £5 for second and subsequent - revise to £5 for first and £10 for subsequent replacements		7
Passenger Transport - Review of passenger transport services - Full Year impact £150k		24
Other General Savings Approved		
Highways Operations - Highways Operations - Street Lighting innovative technology - cease trials with new technologies such as LED's, CMS etc.		95
Highways Operations - Highways Operations - Vacancy Management		50
Transport Engineering - Transport Engineering - Reduce operational traffic management minor works (TRO) budget by 20%.		10
Transport Engineering - Transport Engineering - Increase traffic management fees for temporary road closure procedures.		10
Engineering Project Group - Engineering Project Group - Consultancy structures SLA (10% of budget.)		14
TOTAL ENGINEERING DIVISION		985

ENVIRONMENT DIRECTORATE 2015/2016 MTFP SAVINGS APPLIED		2015/2016 MTFP Savings
PUBLIC PROTECTION		
Licensing - Income - Increase fees.		8
Registrars - Income - Increase fees.		10
Health Imp. Officer - 1 vacant post (0.6 FTE) & Senior Health Improvement Officer SEHO 1 vacant post (1FTE).		77
Other General Savings Approved		
CCTV - Move CCTV image data transfer from BT lines to the PSBA network. Will require capital investment		6
CCTV - Remove the CCTV mobile vehicle operator post.		6
Enforcement(Pest Control) - The service is projected to realise an additional £10k in 15/16		10
TOTAL PUBLIC PROTECTION		117

ENVIRONMENT DIRECTORATE 2015/2016 MTFP SAVINGS APPLIED		2015/2016 MTFP Savings
COMMUNITY & LEISURE SERVICES		
Parks & Playing Fields - Cessation of summer "Bands in the Park" events programme		2
Parks and Playing Fields - 2nd phase of the removal of flower beds in parks & open spaces.		40
Parks and Playing Fields - Cessation of pitch marking and handing over pitch marking responsibilities to clubs		30
Parks and Playing Fields - Increase outdoor facility charges by 20%.		20
Parks and Playing Fields - Review park ranger service to reduce from 18 to 12.		40
Parks and Playing Fields - Cessation of litter picking at 14 parks on Saturdays		12
Parks and Playing Fields - Removal of Barrier Attendants at 5 locations		14
Residual Waste - Charging for all replacement containers		60
Waste Strategy & Operations - Closure of 5 CA Sites for 1 day per week		50
Street Cleansing - Reduced Cleaning on bank holidays. Cleansing will be reduced to same levels as weekends		13
Street Cleansing - Reduction on weed removal budget. Reduce contribution to winter rear lane grubbing out team		100
Street Cleansing - Reduction in number of pedestrian sweepers operated from 4 to 3 (reduce by 1)		14
Project Gwyrdd - Reduced costs of residual waste landfill		1,169
Waste Strategy & Operations - Reduction in Cleansing Budget. Full Year impact £300k		100
Cwmcafn Leisure Centre Centre closed - handover of facility to school		25
Sport & Leisure - Closure of Bedwas swimming pool on Sundays		10
Sport & Leisure - Average price increase of 5% (+ inflation) on Leisure Centre Fees		100
Other General Savings Approved		
Residual Waste - Route optimisation re residual, organic and dry waste. 50% of anticipated savings in 14/15 and 50% in 15/16		161
HQ Staff		35
Playgrounds - Reduction in maintenance budget.		8
Leisure Centres - Year 2 savings Caerphilly café. Facility already closed		27
Leisure Centres - Reduction in contract cleaning at centres.		30
Outdoor Education		9
Parks and Playing Fields - Release of 2 Agency staff + vehicle from cemeteries service.		38
Sport & Leisure - Vacancy management		20
Sport & Leisure - Additional admin restructure savings		10
TOTAL COMMUNITY & LEISURE SERVICES		2,137

ENVIRONMENT DIRECTORATE 2015/2016 MTFP SAVINGS APPLIED		2015/2016 MTFP Savings
TOTAL ENVIRONMENT		3,861



CAERPHILLY LOCAL ACCESS FORUM

MINUTES OF THE MEETING HELD AT PENALLTA HOUSE, TREDOMEN, YSTRAD MYNACH ON FRIDAY, 13TH MARCH 2015 AT 10.00 AM

PRESENT:

William Lindsay - Chair
Garry Lewis - Deputy Chair

Barry Clarke, Glyn Davies, J.R. Davies, Roger Evans, Elaine Gwynne, Lorraine Howells, Robert Jones, David Parry, Maggie Thomas, Nigel Yates.

Together with:

Philip Griffiths (Secretary and Principal Planner), June Piper (CROW Support Officer), Sharon Kauczok (Committee Services Officer).

1. APOLOGIES FOR ABSENCE

Apologies for absence had been received from Sylvia Dolbear, Keith Donovan, Andrew Edwards, Councillor Ken James, Alison Palmer, Andy Powell and Sarah Tindal.

2. DECLARATIONS OF INTEREST

There were no declarations of interest. Lorraine Howells had previously advised that she would need to declare an interest during any discussion on the Nant Llesg open cast proposals.

3. MINUTES

The minutes of the meeting held on 12th December 2014 were confirmed as a correct record.

4. MATTERS ARISING

Fly Tipping

Arising from further discussion on fly tipping, reference was made to an independent website called FixmyStreet.com which enables you to report a problem in your area such as fly tipping, graffiti etc. by entering a nearby postcode and providing details of the incident. The matter is then forwarded to the appropriate Council to pursue.

Phil Griffiths confirmed that he would write to the Council on behalf of the LAF expressing concerns about the increase in fly tipping since the charge on small vans and trailers depositing waste at CAS was introduced.

It was agreed that Maggie Thomas would liaise with Andy Powell to arrange the meeting with the Development Control Manager in relation to the diversion of footpaths on new developments.

Local Development Strategy

Phil Griffiths advised that the steering group is currently developing programmes. Further details would be reported back to the LAF in due course.

Member Input

Following on from the last meeting when members were asked to consider topics of a strategic nature that they would like discussed at future LAF meetings, Phil Griffiths advised that he had arranged for a representative of Gwent Police to attend the next meeting to talk about issues around off road motor cycling, in particular, in terms of our uplands.

It was agreed that fly tipping was an ongoing topic for discussion and the Chair also suggested that provision for bicycles on trains, especially in terms of cyclists wishing to access the countryside, could be included on the forward work programme.

A request was made for consideration to be given to timetabling an item on the improvements that have been made in the countryside for people with disability problems. Following discussion, it was agreed that it would be beneficial to compare the implications of the Equality Act with the DDA in terms of the standards that have to be met when undertaking access projects in the countryside.

5. CHAIRS' MEETING

The Chair briefed the Forum on the topics that were discussed at the recent Chair's meeting. The period of office of LAFs was raised and noted that this would probably be fixed at 4 years in future. Discussion ensued on ways in which LAFs could raise their profile with a view to encouraging more applications for membership and to raise the public's awareness of their existence. Reference was also made to the roles of the Chair, the Secretary and members and their possible training requirements and the need for LAFs to be more proactive by initiating ideas and establishing partnerships with other organisations.

Discussion also took place at the Chairs' meeting on the requirement for LAFs to produce an Annual Report. It appeared that many LAFs reproduced minutes of their meetings in a report format to evidence their achievements throughout the year rather than writing a separate report. The question of whether the LAF itself should compile the Annual Report rather than delegating the task to officers was also discussed. It was agreed that this matter would be placed on an agenda for a future meeting of the Caerphilly LAF.

In terms of training for new members, Phil Griffiths advised that the inaugural meeting of a newly established Caerphilly LAF was part of the training for new members. There are also guidance documents available from NRW. The Chair reflected on the benefits he had gained from the DDA training event led by the Fieldfare Trust which had been held for members of the Forum at Parc Cwm Darran in 2009. The event had helped members appreciate some of the access difficulties experienced by people with disabilities. It was agreed that consideration would be given to organising a similar event in the future.

Reference was then made to the LAFs' relationship with other bodies such as the Local Authority, NRW, Welsh Government and community councils. The Chair advised that John Morgan, Chair of Ceredigion LAF, is preparing a Code of Best Practice for LAFs which can be considered by the LAF when it has been produced. Whilst it was felt that the potential for what LAFs can achieve is huge, the ability for Members to commit extra time to the LAF might be difficult in some cases. Other topics discussed at the Conference included NRW

funding programmes - the ROWIP, coastal path funding and SPLASH. In terms of the Dog Walking guidance, 43 replies had been received during the consultation process. The main criticism related to the wordiness of the document. The afternoon session focussed on the various projects that LAFs had been looking at during the past year and included discussion on the ongoing problems caused by fly tipping and off roading.

Following the Chair's report, the Secretary advised the Forum that he would consider organising another disability training event for members to tie in with the report on the Equality Act/DDA.

6. LAF REPORT BY NATURAL RESOURCES WALES (NRW)

Phil Griffiths updated the Forum on the outcome of the consultation exercise undertaken by NRW on the review of LAF working practices.

It was noted that of the 25 LAFs consulted, 11 had not responded. In terms of LAF membership, numbers ranged from 10 – 22, with 15 being the average. The LAFs that responded felt that they were under-represented by certain categories, including the less able and young people. The Secretary referred to the likelihood of community councils having a more prominent role in local governance in the future and to their being represented on future LAFs. In this respect, it was agreed that the Secretary would forward copies of the LAF's most recent Annual Report to the community council clerks.

LAFs generally understood their role and most appointed an Acting Secretary to support the Secretary. In this respect, it was agreed to appoint Andy Powell as Acting Secretary to the Caerphilly LAF.

Most LAFs felt that they were supported in their role and 95% had an elected Member in their membership. Most rotate their venues but only two hold their meetings in the morning. Only one LAF felt that it was more proactive than reactive. All the LAFs formed sub groups to examine different issues and 9 out of 14 produced an annual report. It was agreed that the profile of LAFs could be improved and in this respect Phil Griffiths suggested that members of the Caerphilly LAF could attend CCBC events when there is a countryside presence. All LAFs felt that their resources were diminishing and Caerphilly was no exception having experienced a 25% reduction in staff within the Countryside Division in recent years.

7. ACTIVE TRAVEL UPDATE

June Piper gave an update on progress with the Active Travel Plan proposals for the County Borough.

Sustrans are still working on the draft routes and CCBC Highways Department is identifying an active plan route on which they are required to consult with local communities and formal groups such as the Ramblers. Routes have to be utility routes with links to communities, access to shops, work etc. Gradients need to be suitable for people with disabilities. No funding for any improvements had been identified as yet and Highways have to advise Welsh Government of the routes by September. Officers from the Highways Division have indicated that they will be happy to attend the next LAF meeting to discuss the Plan in more detail.

It was suggested that a sub group of the LAF be set up as soon as the maps are ready.

8. RIGHTS OF WAY IMPROVEMENT PLAN (ROWIP)

CCBC received £37,480 from Welsh Government to deliver targeted elements of the ROWIP in 2014/15.

The year 2014/15 had been very successful and significant improvements had been made to the rights of way network in the County Borough. Seventeen kissing gates were successfully installed and a new footbridge was installed on the Machen Forge Trail. Two flights of steps had been refurbished and 3 urban paths had been surfaced. The Department had also assisted the Rudry Commons Trust Volunteer Group with access projects in the Rudry area.

Confirmation had been received from Natural Resources Wales that funding will be available in 2015/16 on a similar level to the last financial year. Although the final figure had yet to be confirmed, a sum in the region of £35,000 was expected.

Officers advised that copies of the ROWIP are available in printed format and online.

9. FUNDING

The Forum received an update on current funding bids from Phil Griffiths.

Both the Pollinators and Uplands projects were progressing. No funding had been granted via the WG Nature Fund for the Invasive Species project but bids submitted to NRW for projects relating to Mynydd Maen, Upper Sirhowy Valley and Invasive Species had all been successful. In addition, partnership funding, similar to ROWIP, is received from NRW and money is also coming in via the Single Integrated Plan for the rights of way network. There is also money from the Forestry Commission relating to a joint study to look at how they might better integrate their woodlands which are adjacent to country parks.

The Forum congratulated officers on the successful bids. During the course of the ensuing discussion, reference was made to the community partnerships' use of grant monies and an update was provided on the control of invasive plant species within the county borough.

10. VOLUNTEERS

There are two established volunteer groups in Caerphilly i.e. Islwyn Bramblebusters and Rudry Commons Trust. Both have undertaken much valued work to the network which is very much appreciated by the Rights of Way Team. In addition, there are several individuals who give up their time to assist the Team and recently, the Youth Offending Service has been helping to carry out repairs and clearance works. The Team is always looking for volunteers to assist with surveying and other tasks.

11. HORSE RIDING

Phil Griffiths and Andy Powell had met with Mike Burrows, the new SAFE representative for Caerphilly. Mr Burrows is arranging to meet with other SAFE representatives with a view to expanding the horse riding group throughout the County Borough. It was anticipated that a further meeting of the group would be held in April.

12. WALK EVENT

This year's Walk Event is being held on 9th May at Twmbarlwm. CCBC's Countryside and Landscape Section is being assisted by Ramblers Cymru and the Caerphilly Adventure Group. Bookings have been brisk and to date approximately 300 applications have been received. A stand alone website containing maps, photos and detailed information about the event, has been developed.

There will be walks for all abilities, ranging from a one mile stroll along the Monmouthshire and Brecon Canal to the 21 mile challenge of the Twmbarlwm Trek.

13. URDD

This year's Urdd Eisteddfod is being held at Llancaiach Fawr from 25th to 30th May. The Countryside Section will be organising a walk from Penallta to showcase the historical and landscape features in the area.

14. WALES RIGHTS OF WAY MANAGERS WORKING GROUP (WROWMWG)

In the absence of Andy Powell who had tendered his apologies for the meeting, this item was deferred to the next meeting.

15. VISITOR COUNTER DATA

Phil Griffiths informed the Forum of the results of the monitoring of visitor numbers that had been undertaken in the country parks. The findings show that visitor numbers to the country parks had previously been under estimated with significant growth in all from 2013/14. It was reported that numbers had not reduced as much as anticipated since the introduction of parking charges.

The following visitor nos. had been recorded: Pen y fan – 518,000; Penallta – 350,000; Parc Cwm Darren – 192,000; Bedwas Riverside Park – 147,000; Bargoed – 142,000 and Sirhowy 139,000.

16. ANY OTHER BUSINESS

Reference was made to an area of land at the start of a cycleway in the Sirhowy Valley part of which is used by a local garage owner to advertise cars for sale. Phil Griffiths advised that this was an ongoing issue which had been referred to the Authority's Legal Services Department.

Advice was sought on whether there were any specific plans for Cwmcarn Fforest Drive following the tree felling. Phil Griffiths responded that he wasn't aware of any plans in terms of developing further routes and that anything requiring planning consent would appear on the weekly planning list.

It was reported that consultation on the Local Development Plan had commenced and road shows were taking place around the County Borough. The six week consultation period ends on 25th March 2015.

In terms of the RDP, the initial submission on the LDS has been approved by Welsh Government. A letter confirming the continued funding of the posts was awaited.

17. DATE OF NEXT MEETING

Members were reminded that future meetings of the LAF would be held on the following dates:

- Friday, 12th June 2015 at 10 am
- Friday, 11th September 2015 at 10 am

- Friday, 11th December 2015 at 10 am

The Chair thanked everyone for their contributions and closed the meeting at 12.20 pm.



YSTRAD MYNACH TOWN CENTRE MANAGEMENT GROUP

MINUTES OF THE MEETING HELD AT PENALLTA HOUSE ON TUESDAY 7TH APRIL 2015 AT 2:00PM

PRESENT:

Councillors:

A. Angel, K. James, M. James, J. A. Pritchard, D. T. Davies

Together with:

Inspector Muirhead (Gwent Police), Mr W Jeff (Tredomen Allotments Association), Dr M Jorro (Rhymney Valley Music Club), Mr K Jones (Ystrad Mynach Partnership)

Also:

Mr S Wilcox (Assistant Town Centre Manager), P. Hudson (Marketing and Events Manager), A. Jones (Clerk)

1. TO RECEIVE APOLOGIES FOR ABSENCE

Councillors: Mr A. Highway (Town Centre Manager), Mr A Dallimore (Team Leader – Urban Renewal & Conservation)

2. DECLARATIONS OF INTEREST

There were no declarations of interest.

3. TO NOTE THE PREVIOUS MINUTES OF MEETING HELD ON 25TH NOVEMBER 2014

Councillor Pritchard requested that the matter of the paving area in Siloh Square be looked at, as the area is very slippery. Removing the artwork has helped, but the yellow pavements across the area also become slippery. Mr Wilcox confirmed that he would refer the concerns to Mr Dallimore.

The previous minutes were taken as read.

4. UPDATE OF PARKING

Inspector Muirhead advised the group that officers have been enforcing parking restrictions by issuing tickets, which followed a period of driver education. The group were advised that improvements should be seen now that active enforcement is taking place.

The Chair stated that there is concern where there are traffic calming measures on Commercial Street, towards The Royal Oak at the lower end of the town. Drivers are not able to see clearly due to vehicles parking and obstructing views.

Councillor M James asked if it could be considered that the traffic calming be removed. This was discussed but no outcome reached as Ins Muirhead advised that this would need a revision of the area's Traffic Regulation Order and the cost of removal is likely to be prohibitive in light of local authority budget constraints.

Councillor M James felt that if the car park at Oakfield Street was free, it would reduce illegal parking within the town. Councillor M James asked Mr Wilcox how many free and pay & display spaces are available in other town centres. Mr Wilcox agreed ask Transportation colleagues to report back to a future meeting.

Mr K Jones advised that the main problem is outside the banks and the Non-Political Club where drivers park their vehicles and cause obstruction, particularly when buses or larger vehicles need to pass but are unable to, this then results in Bedwlwyn Road being gridlocked.

Councillor M James stated that this goes back to the bus stop being located where it is and we should be speaking to the bus companies to move the bus stop back around the corner. Mr Wilcox asked if the group wished to refer the matter back to the Transportation Department. The group stated that they would like a report presented to the next meeting.

5. CHOOSE THE HIGH STREET @ CHRISTMAS – ANALYSIS REPORT

Mr Wilcox presented the report to the group and discussed how the voucher scheme was a success for both retailers and the public.

The group were advised that throughout the five towns 90 offers were made and hopefully this will increase in future. Looking through the survey carried out, 91% of retailers stated that they would consider taking part in a future scheme.

From the feedback provided by the public, it is apparent that the key to a retailer's voucher being used was in the strength of the offer. Members were advised of comments listed in the appendix of the report.

6. CHOOSE THE HIGH STREET PAST & PRESENT

Mr Wilcox presented the report to the group and advised that this new initiative aims to re-connect people with their local town centre.

This new scheme was discussed with the group and members were asked if they had any old photographs, which could be used in a library exhibition.

The initiative will include an exhibition of archive photos held at the library in each town centre, as part of this there will be a competition where people will have the opportunity to win £50 of "Love 2 Shopping" vouchers. On the entry form people will be asked to complete the sentence – "I choose the high street because..." It is hoped to use some of these sentences in the future to further promote the town centres.

7. YSTRAD MYNACH CHRISTMAS MARKET 2015

Mr Hudson informed the group that the event has been running since 2006 and has been very successful.

The group were advised that due to the cut in budgets there is a reduced amount available for events throughout the five towns. Mr Hudson advised that there is a need to seek funding from other avenues.

Mr Hudson stated that he would not be in a position to confirm how much is available to contribute to the event until September.

Members expressed their concern of the time they would have to wait and that there would not be sufficient time to organise the event if additional funding could be found.

Members also expressed their concern over the fact that Ystrad Mynach has not received their share of the events budget compared to other towns.

Councillor K James advised that Ystrad Mynach became a managed town after budgets slumped, which is unfortunate. However, it was confirmed that Town Councils contribute towards the events in the other towns.

Councillor D T Davies informed the group that Bargoed Town Council contributes to all of its events.

The Chair advised that the Ystrad Mynach Partnership is coming to an end as numbers have dropped and not enough help is available to support the events.

Members requested that the next meeting be organised as quickly as possible to enable Mr Hudson to present a report on the budget position and how much can be contributed to the event.

Mr Hudson advised that he has already contacted a variety of stallholders to gauge interest and is waiting for them to confirm.

8. UPDATE FROM COUNCILLOR ANGEL ON SILOH CHAPEL COMMUNITY GARDEN

The Chair advised the group that the chapel is looking to install a prayer wall in different languages. This was discussed as a group and members raised concern over the possibility of the area being vandalised.

A request for funding has been referred to Ms Mortimer (Clerk).

The Chapel is also looking to landscape the entrance to the hall and install benches in the garden.

9. YSTRAD MYNACH AUDIT – FEBRUARY 2015

Mr Wilcox presented the audit report to the group and the following item was raised.

The group were advised that the banners for the eisteddfod would be in place within the next few weeks

There were no further issues on the audit.

Meeting closed at 16:08pm

This page is intentionally left blank



REGENERATION AND ENVIRONMENT SCRUTINY COMMITTEE – 30TH JUNE 2015

**SUBJECT: SUMMARY OF MEMBERS' ATTENDANCE – QUARTER 4 – 1ST
JANUARY 2015 TO 14TH MAY 2015**

**REPORT BY: ACTING DIRECTOR OF CORPORATE SERVICES AND SECTION 151
OFFICER**

1. PURPOSE OF REPORT

- 1.1 To report Members' levels of attendance at scheduled meetings of Caerphilly County Borough Council.

2. SUMMARY

- 2.1 The report details the attendance of Members at scheduled meetings throughout the Quarter 1st January to 14th May.

3. THE REPORT

- 3.1 Appendix 1 details Members' attendance for quarter 4 (1st January 2015 to 14th May 2015), at the following meetings:

- Council;
- Cabinet;
- Scrutiny Committees;
- Planning Committee;
- Audit Committee;
- Democratic Services Committee; and
- Sustainable Development Advisory Panel.

- 3.2 The information is compiled from attendance sheets signed by Members at these meetings.

- 3.3 The appendix also allows for a comparison with the same period in the preceding two years. When making comparisons to previous quarters/years, please note that overall averages given are the weighted average to reflect the number of meetings in each quarter.

- 3.4 Details for the next quarter (15th May 2015 to 30th June 2015) will be reported to the next appropriate meeting of the Scrutiny Committee.

4. EQUALITIES IMPLICATIONS

- 4.1 There are no specific equalities implications arising as a result of this report.

5. FINANCIAL IMPLICATIONS

5.1 There are no specific financial implications arising as a result of this report.

6. PERSONNEL IMPLICATIONS

6.1 There are no specific personnel implications arising as a result of this report.

7. CONSULTATIONS

7.1 None.

8. RECOMMENDATIONS

8.1 That Members note the content of the report.

9. REASONS FOR THE RECOMMENDATIONS

9.1 To inform Members of attendance levels at scheduled meetings of Caerphilly County Borough Council from the Annual Meeting of Council, 2014.

Author: C. Evans (Committee Services Officer)

Background Papers:
Member attendance sheets

Appendices:
Appendix 1 Schedule of Members' Attendance 2012 to 2015

Quarterly Summary of Attendance Levels (Percentages)

AGM to AGM

	2012-2013					2013-2014					2014-2015				
	Q1	Q2	Q3	Q4	Total	Q1	Q2	Q3	Q4	Total	Q1	Q2	Q3	Q4	Total
Council	89	88	85	81	84	87	82	82	88	85	84	84	75	84	82
Crime & Disorder		38		59	59		69		94	82		81		56	69
Education For Life	75	78	66	69	72	72	75	69	75	73	66	65	81	72	71
Health, Social Care & Wellbeing	88	75	85	88	84	75	66	78	69	72	75	73	74	85	77
The Living Environment															
Regeneration															
Regeneration and Environment	69	77	71	88	76	69	63	81	84	74	81	80	77	78	79
Policy & Resources	81	88	71	79	77	69	78	84	85	79	78	77	88	77	80
Planning Committee	75	83	80	74	78	75	82	85	89	83	85	75	73	75	77
Audit Committee		58	50	42	48	83	75	67	83	77	58	83	58	92	73
Democratic Services Committee		44	63	69	60	69		69	75	71	88	75	69	88	80
Sustainable Development Advisory Panel	73	45	64	45	61	64	64		64	64		82	55	73	70
Average Attendance per quarter	78	67	71	71	74	74	72	77	81	76	77	86	81	76	80
Cabinet	90	94	93	88	91	95	82	92	93	91	93	93	95	91	93

This page is intentionally left blank